














# Off the Bench

## My Place on Team Church

### ECCLESIOLOGY



Strong Students Introduction.....	2
Kit Contents and Resources.....	3
How to Teach Strong Students .....	4
Knowing Your Students.....	5

Session	Title	Theme	Page
1	The Empowered Church	 Christ sent the Holy Spirit to begin and empower His church.	6
2	The Christ-Led Church	 Christ leads the church as His body on earth.	15
3	The Mission-Driven Church	 Christ commands His church to make disciples of all nations.	24
4	The Worshiping Church	 God desires true worship from His church.	34
5	The Organized Church	 God provides leaders to guide the church under Christ's lordship.	44
6	The Baptizing Church	 Christ commanded His church to baptize believers by immersion.	54
7	The Celebrating Church	 Christ instituted the Lord's Supper as a way to worship Him and remember His death for us.	63
8	The Growing Church	 God expects believers to live out their faith through the church.	72
9	The Gifted Church	 Christ gives believers spiritual gifts for service and ministry through the church.	81
10	The Unified Church	 Christ wants His church to be a unified body.	91
11	The Gathering Church	 Christ wants believers to have true Christian fellowship with each other.	100
12	The Ministering Church	 God expects church members to minister to people both inside and outside the church	109
13	The Enduring Church	 God will enable the church to continue growing until Christ's return for His church.	118



**Regular Baptist Press**

12587 • Middle and High School Teacher Guide • Vol. 5, No. 4 • © 2026 Regular Baptist Press • Printed in U.S.A.  
 Scripture quotations marked NKJV are from the New King James Version ®. Copyright © 1982 by Thomas Nelson, Inc. Used by permission. All rights reserved. Scripture quotations marked ESV are from The Holy Bible, English Standard Version® (ESV®), copyright © 2001 by Crossway, a publishing ministry of Good News Publishers. Used by permission. All rights reserved.

# STRONG<sup>↑</sup>

## curriculum

A world weak on truth needs a strong, trustworthy message. STRONG Curriculum builds stronger churches by teaching all Scripture to produce spiritually mature believers who measure up to the stature of Christ.

### A Plan You Can Trust

The Bible has the answers to what students need most. No other book or philosophy contains God's power to save and transform lives. Because of this, we've made it our unwavering commitment to build Strong Students upon the sure foundation of God's Word. With this curriculum, your church can develop teens who will be strong defenders of the faith.

The Strong Students scope and sequence is designed around the seven teaching aims Jesus modeled in His ministry. Since these are Jesus' aims, teachers can be confident in the aims' effectiveness and purpose. Every lesson in the Strong Students scope and sequence addresses at least one of Jesus' teaching aims.

Every lesson also focuses on students' needs. We understand the challenge of teaching the Bible to today's teens because of four barriers culture has pushed on them:

- Struggles with identity
- Subjective view of truth
- Hope in a social utopia
- Belief that a career and wealth guarantee happiness

Strong Students takes care of the tough part for you by striking at the foundation of these barriers and providing a Biblical response to each one. With Strong Students, you can concentrate on communicating to your teens and helping them grow into strong believers in Christ without worrying whether you are effectively addressing the philosophies competing for their minds.

Look for the **BuildUP** icons in the table of contents and on the first page of each lesson.

### JESUS' TEACHING AIMS



**BELIEVE THE GOSPEL.** Jesus taught His students to trust in Him alone for salvation and to share the gospel with others. This aim is obviously fundamental to all the rest



**UNDERSTAND BIBLICAL ETHICS.** Jesus instructed His students to live according to moral values. These values provided them with the tools to make wise decisions.



**INTERNALIZE GODLINESS.** Jesus taught His followers to be godly on the inside. He warned them not to become like the Pharisees, with a mere outward appearance of godliness.



**LEARN DOCTRINE.** Jesus knew the importance of teaching His students the truth and identified doctrine as one of the means for spiritual growth. Wishy-washy doctrine leads to faulty practice.



**DEVELOP LIFE SKILLS.** Jesus taught His followers to meet life's challenges in a way that honored and glorified God. He gave them the skills to navigate those challenges successfully.



**UPLIFT OTHERS.** Jesus' life was all about others. Leading by example, He taught His followers to be all about others too.




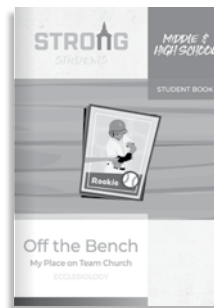

**PREPARE TO SERVE.** Jesus prepared His followers to serve in the context of local churches that were established soon after His ascension. He emphasized sacrifice and dedication.

# STRONG<sup>®</sup> curriculum

This Strong Students course covers the doctrine of the church, called ecclesiology. The study challenges students to know what Christ's church is all about and to find ways to be active in it now and for the rest of their lives.

## Kit Contents

- ☐ Teacher Guide
- ☐ Student Book  
*Order one book for each student*
- ☐ Card with online download code  
*Includes PowerPoint, resources, Home Connection Tool, and additional teacher resources*
- ☐ DVD
- ☐ Verse Poster
- ☐ Posters



## Ordering Information

All materials are available from Regular Baptist Press.

- Web: [www.StrongCurriculum.com](http://www.StrongCurriculum.com)
- E-mail: [orders@rbpstore.org](mailto:orders@rbpstore.org)
- Toll-free orders in the United States:  
1-800-727-4440
- Fax: 1-847-843-3757
- Canada: Contact your distributor.

## The Doctrinal Basis of Our Curriculum

*A more detailed statement with references is available upon request.*

- |   |  |   |   |
|---|--|---|---|
| <ul style="list-style-type: none"> <li>• The verbal, plenary inspiration of the Scriptures</li> <li>• Only one true God</li> <li>• The Trinity of the Godhead</li> <li>• The Holy Spirit and His ministry</li> <li>• The personality of Satan</li> <li>• The Genesis account of creation</li> <li>• Original sin and the fall of man</li> </ul> | <ul style="list-style-type: none"> <li>• The virgin birth of Christ</li> <li>• Salvation through faith in the shed blood of Christ</li> <li>• The bodily resurrection and priesthood of Christ</li> <li>• Grace and the new birth</li> <li>• Justification by faith</li> <li>• Sanctification of the believer</li> </ul> | <ul style="list-style-type: none"> <li>• The security of the believer</li> <li>• The church</li> <li>• The ordinances of the local church: baptism by immersion and the Lord's Supper</li> <li>• Biblical separation—ecclesiastical and personal</li> <li>• Obedience to civil government</li> <li>• The place of Israel</li> </ul> | <ul style="list-style-type: none"> <li>• The pretribulation rapture of the church</li> <li>• The premillennial return of Christ</li> <li>• The millennial reign of Christ</li> <li>• Eternal glory in Heaven for the righteous</li> <li>• Eternal torment in Hell for the wicked</li> </ul> |
|---|--|---|---|



# How to Teach **STRONG STUDENTS** Lessons

# Leading a Student to Christ

STRONG STUDENTS has been designed to help you clearly present God's Word to your students. Each lesson will guide students through the Bible, encouraging them to interact with the material and apply it to their lives.

Familiarize yourself with the resources included in the kit and on the download pages so you can maximize your effectiveness in the classroom. The key resources you need are Student Books, the PowerPoint (download), and the Home Connection Tool (download).

Encourage students to use their Student Books during each lesson so they can follow the PowerPoint presentation by taking notes. The words to fill in the blanks are either part of the outline or highlighted in orange in the sentences in the PowerPoint.

Some of the PowerPoint presentations contain additional slides that obviously tie into the teacher guide lessons. Make sure you review the PowerPoint presentations before teaching.

The student books include a daily devotional. Encourage your students to complete them after coming to class.

The Home Connection Tool gives the parents of your students an idea of what you are teaching in class. Consider emailing those to each family represented in your class. You can find them on the downloads page using the code on the download card.

## Before Each Lesson

- Read the Scripture Focus passage several times.
- Do the Time with God section of the Student Book to know what your students are studying.
- Memorize the key verses.
- Prepare the materials you will need for each activity.
- Work through the Bible Study section and carefully plan the lesson.
- Plan how you will apply the Bible lesson to your students' lives. Make sure what you say is clear and shows students how they can use the lesson.
- Pray for yourself, your students, and your lesson.

AS A TEACHER, your most important concern is the personal salvation of your students. Find out whether your students know Jesus Christ as their Savior in a way that doesn't introduce doubt in their minds. An easy and gentle way to find this out is to give your students several minutes to write out an answer to a question like, How can a person get to Heaven? Collect their answers and read them during the following week. If any of your students seem confused about salvation, you can present the gospel to them and provide the opportunity for them to receive Christ. If possible, deal with students individually.

## The Plan of Salvation

- Everyone is a sinner. No one can live up to God's perfect standard (Romans 3:23).
- Sin's penalty is death (Romans 6:23).
- God loves us and sent His Son, Jesus Christ, to pay for our sin. Christ died in our place (John 3:16; Romans 5:8).
- When a person places his trust in Jesus' payment for sins, Christ becomes his Savior. His sins are forgiven, and he receives God's gift of eternal life (John 1:12; 5:24).
- Everlasting life begins the moment we trust in Jesus (John 3:36).
- After that, nothing we ever do will take us out of God's hand; we are secure (John 10:27–29).
- The experience of the new birth (being born into God's family) is not based on a feeling, but on confidence in God's Word (1 John 5:11, 12).

Encourage students to pray, but explain that prayer does not save a person. Prayer is how we communicate our inward thoughts to God. Ask new believers to explain what they have done and what has happened to them.

## Discipleship

Encourage new believers to read the Bible, and explain the importance of prayer. Also explain 1 John 1:9 to them so they can deal with sin in their new Christian life. Make it a priority to follow up with new believers.

# Knowing Your Students

## Description of Physical, Social, and Emotional Development

- I MAY feel developmentally out of step with my peers—behind or ahead in physical changes—as I experience puberty.
- I MAY be sensitive about my weight and body shape and worry about whether I am normal.
- I AM developing my own sense of identity.
- I AM more interested in and influenced by my peer group than by the adults in my life.
- I MAY be moody, depressed, or anxious about academic or social issues in my life.
- I AM very focused on myself and may feel both high expectations and lack of confidence.
- I AM better able to express feelings through talking, but I tend to respond dramatically, feeling that no one else has ever experienced the same feelings and emotions.
- I DO NOT always exhibit the emotional maturity that matches my more adult-like appearance. I have trouble thinking before acting; sometimes I seem silly and unfocused on the task at hand.

## Effective Responses

- Provide emotional and spiritual support and encourage students to develop a strong sense of self as a valuable person created by God.
- Accept students as they are and avoid comparing them to others. Resist stereotyping. Not every tall boy is a basketball player.
- Generate an atmosphere of acceptance and love for all, demonstrating interest and care for each student.
- Create an atmosphere of mutual respect so youth feel they are part of a community.
- Help build genuine relationships by honestly sharing mistakes and life experiences.
- Help students talk through the ramifications of their choices without asking, How could you? What were you thinking?

- Avoid arguments by remaining calm and not engaging in banter over an issue.
- Be patient with the tendency of some youth toward constant personal grooming.

## Cognitive (Learning) Development

- I MAY be hesitant to try new things for fear of embarrassing myself in front of my peer group.
- I AM developing new thinking skills and am able to think about multiple options and possibilities.
- I CAN think more deeply and significantly about abstract ideas such as faith.
- I AM developing a stronger sense of right and wrong.
- I MAY be ready to take significant steps in areas of faith and Christian growth.

## Effective Instructional Methods

- Create an open and stress-free environment where youth can learn and share concerns in a confidence-building atmosphere.
- Provide background information, a purpose to the lesson, and understanding of the text.
- Combine love, high energy, enthusiasm, and seriousness with engaging ways to present the lesson.
- Use personal stories that illustrate Biblical principles to keep students engaged in learning.
- Provide honest answers to questions.
- Stimulate thinking in areas of salvation and Christian growth.
- Help Christians work through issues of assurance of salvation and to begin studying the Bible for daily decision making.
- Encourage students to articulate Biblical principles of right and wrong that they are learning from God's Word.
- Invite volunteers to look up and read aloud Bible passages. But don't put students on the spot or ask them to do things that make them feel foolish.

SESSION 1

# THE EMPOWERED CHURCH

## Scripture Focus

Matt. 16:13–18; John 16:7;  
Acts 1:1–11; 2:1–18, 36–41

## BuildUP Theme



PREPARE TO SERVE

Christ sent the Holy Spirit to begin and empower His church.

## Measurable Response

Students will identify evidence of the Holy Spirit's work and will rely more on His power.

## Memory Verse

"But you shall receive power when the Holy Spirit has come upon you; and you shall be witnesses to Me in Jerusalem, and in all Judea and Samaria, and to the end of the earth" (Acts 1:8). NKJV

"But you will receive power when the Holy Spirit has come upon you, and you will be my witnesses in Jerusalem and in all Judea and Samaria, and to the end of the earth" (Acts 1:8). ESV

## Teacher Preparation

- ☐ Read Acts 2:1–18, 36–41. The Holy Spirit came during Pentecost with the sound of wind and with tongues of fire, meaning the early believers had undeniable evidence that the Spirit had filled their bodies and lives. The Spirit empowered the believers to speak in different languages so that visitors who had come from all over the world could hear and understand the gospel message. As a result, 3,000 people believed in Jesus for salvation, were baptized, and were added to the church. The Spirit's arrival marked the dramatic beginning of Christ's church.
- ☐ Though we won't see flaming tongues over our heads, the Holy Spirit indwells us in the same way He indwelt the believers in the early church. The Spirit's presence in us means His power is available to us. In what ways do you recognize the Holy Spirit's power in your life and in your church?
- ☐ God wants your students to learn to depend on the Holy Spirit's power as they seek to serve the Lord. The Spirit can give them courage, strength, right words, and guidance as they face daily challenges. Encourage your students to live every day by the Spirit's power.

## Cultural Barrier

This session addresses the world's hope in a social utopia. There is no hope for a perfect society built by sinful humans. The world needs the church's witness to understand that Christ is the only hope for a broken world. Christ provided His Holy Spirit to empower believers to spread the gospel to the world, bringing hope to all people. This session presents Jesus' establishment of His church with the arrival of the Holy Spirit.

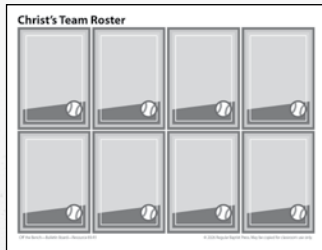


# Session Starters

## Option 1—Without Power

Use the Christ's Team Roster poster and the blank baseball cards on resource 89-R1 to help your students recognize that they are all on Christ's roster as part of Team Church.

Print the blank baseball cards onto cardstock and cut them out. Give your students Sharpie markers to use in personalizing their cards. Make sure they add their names and their team name. Add the cards to the poster and leave it posted in your classroom all quarter. You may want to add a manager card for your pastor and an assistant coach card for yourself. Encourage students to write notes on the poster to encourage specific team members or to support the team as a whole. Consider having the students make and add pennants or other means of promoting the team.



89-R1



Christ's Team Roster Poster

### Gather

- Play-Doh.

### Steps

1. Students shape Play-Doh to represent objects that need power to operate (e.g., cell phone, computer, lamp, car).
2. Students show their creations and let the rest of the class guess the object.
3. Discuss the importance of power sources in everyday life.

**ASK:** How might life be different if we had no reliable sources of power for these and other objects? *Activities would become limited. Life might become unpredictable and frustrating.*

**ASK:** How do you react when your home's electricity suddenly goes out, your phone dies, or some other object fails to work for lack of power?

4. Transition to the Bible study.

We can usually depend on the availability of our modern power sources. But no earthly power source is one hundred percent reliable. The church has a power source too, but it's completely reliable and always available. As we begin this course on the church, we'll see how the church began with power and how believers have that same reliable power source in their lives today.

## Option 2—Guess That Language!

### Gather

- Access to a website with audio of various languages (e.g., Google Translate).

### Steps

1. Play recordings of a sentence or two in five or six different languages. On Google Translate, you can type in your text, choose a language for translation, then click "listen" for the audio. Students guess the languages.

2. Discuss students' knowledge of various languages.

**ASK:** What would make it possible to guess all of these languages correctly? *Familiarity with the sound of each language, previous study of the languages.*

**ASK:** How many of you are studying, or have studied, a foreign language? Which ones?

**ASK:** How long do you think you would need to study a language before you could speak it fluently?

3. Transition to the Bible study.

Imagine you could suddenly speak a language you've never studied. When the Holy Spirit gave the early believers the ability to speak languages they'd never learned, many people from around the whole Roman world heard and believed the gospel. Today's lesson covers this major event that signaled the powerful and dramatic beginning of the church.

## Bible Study

### I. Jesus Established the Church

Under the Old Testament system of priests and sacrifices, God offered a temporary solution for sin. According to His plan, God sent Jesus to provide a permanent solution. Jesus became the final sacrifice for sin and our High Priest through His death and resurrection. He offers us direct access to God. With Jesus' death, God ended His program of human priests and temple sacrifices and began a new program with a new people.

Before His death, Jesus prepared His followers for God's new program—the church.

#### A. Peter's confession (Matt. 16:13–17)

**READ:** Matthew 16:13–15. **ASK:** Why is understanding Jesus' identity so important? *Because it is central to salvation. Jesus can offer salvation from sin because He is God's Son.*

Some people thought Jesus was John the Baptist, the man who prepared the way for the Messiah. Others believed He was an Old Testament prophet, such as Elijah or Jeremiah, come back to life.

**ASK:** What are some wrong ideas people have about Jesus today? *He was a good teacher and a good man but not divine. He died on the cross but did not rise from the dead. The story of Jesus is a myth borrowed from pagan religions.*



Jesus asked the disciples about people's opinions because He wanted the disciples to think about His true identity. Jesus was most concerned about how His disciples identified Him because they would one day carry the message of His identity to the rest of the world.

**READ:** Matthew 16:16, 17.

Jesus commended Peter for recognizing Him as the Christ, the Son of the living God. Every one who believes Jesus is the Son of God and confesses faith in Jesus for salvation becomes a member of Christ's church. No one can join Christ's church without saving faith in Jesus.

Peter didn't come to his conclusion on his own or through any other human source. Only God the Father revealed it to him. Through His grace, God draws people to Himself and enables them to have saving faith in Christ (John 6:44). Membership in Christ's church has always been through faith in Christ for salvation.

## **B. The church's foundation (Matt. 16:18)**

**READ:** Matthew 16:18.

What is the rock on which Jesus builds His church? Some people believe Jesus meant Peter since Peter's name means "rock." Others interpret "this rock" as Peter's faith or as the truth he declared in his confession. In light of other Scripture, a fourth meaning, that Jesus is the rock, makes the most sense. Other passages refer to Jesus as the cornerstone, or anchoring stone (Eph. 2:20; 1 Peter 2:6, 7); the church's foundation (1 Cor. 3:11); and the spiritual Rock (1 Cor. 10:4). Jesus declared He would build His church on this "*petra*," which means foundation stone. Jesus, then, referred to Himself as the foundation. Perhaps He pointed to Himself when He made the statement.

When Jesus referred to Peter, He used a different word, "*petros*," which means small rock. Jesus knew Peter would become a great leader in the church. And indeed, Peter preached the gospel on the Day of Pentecost (Acts 2:14–47) and took the gospel to the Gentiles (10:1–48). But compared to Jesus, the foundation stone, Peter was a small rock ("*petros*"). Every believer who shares Peter's faith in Jesus becomes a "small rock" that Jesus adds to His church and uses to build His church.

## **II. Jesus Made Promises to His Followers**

### **A. About the Spirit's presence (John 16:7; Acts 1:1–5)**

**READ:** John 16:7.

Jesus told His disciples that He had to go away and leave them physically so that He could send them His Holy Spirit. Unlike Jesus'

limited physical body, the Holy Spirit, with Whom Christ was one, could be with His followers at all times as they served Him on earth.

**READ:** Acts 1:1–5.

The book of Acts picks up where the gospels end. It continues the story of the apostles and tells of the Holy Spirit's work through the early church. The apostles failed Jesus when they abandoned Him during His trial and crucifixion. But after the resurrection, Jesus spent time with them. He restored the apostles and commanded them to wait for the gift God promised to them—the baptism of the Holy Spirit (1:4, 5).

**ASK:** What does it mean to be baptized with the Holy Spirit? *To be permanently placed into the body of Christ and permanently indwelt by the Holy Spirit.*

When people trust Jesus for salvation, the Spirit immediately enters them, making each of them a child of God and a member of Christ's church. Through the Spirit, believers enjoy Christ's constant presence.

## **B. About the Spirit's power (Acts 1:6–11)**

**READ:** Acts 1:6–11.

The disciples asked Jesus if He would restore the kingdom to Israel when the Holy Spirit arrived. Perhaps they were expecting Jesus to begin ruling over His Kingdom in their lifetimes. Jesus told them not to worry about the timing of future events because God the Father controls the future, including the timing of Jesus' earthly Kingdom. Instead, the disciples were to focus on God's work for them. The Spirit would fill the disciples and empower them to become witnesses for Christ, beginning in Jerusalem and spreading outward into the world.

By sending the Holy Spirit to empower His followers, Jesus expanded His ministry around the world. His power enabled ordinary people to do great works in His name. Believers today have the same power from the Spirit to witness for Christ and to continue His ministry.

**ASK:** What happens when we try to do God's work without depending on the Holy Spirit's power? *Our efforts are not as effective. Depending on our own strength results in failure to do all God wants us to do. God doesn't get the glory for our efforts.*

Right after Jesus promised power through the Spirit, the disciples saw Jesus return to Heaven. Perhaps the angels' question prompted them to action (Acts 1:11) because they immediately returned to Jerusalem for a prayer meeting (1:12–14).

Knowing we have the Spirit's power available should prompt us to action too. While we look forward to Christ's return, believers need

to be busy spreading the gospel, not standing idly around gazing into the sky waiting for His Jesus. The church has work to do, and the Spirit empowers us to accomplish it. Proclaiming the good news and making disciples of new believers are our priorities as Christ's church.

### III. The Spirit Indwelt Believers

#### A. Signs of the Spirit's presence (Acts 2:1–3)

**READ:** Acts 2:1, 2.

After Jesus ascended into Heaven, the apostles and other followers (about 120 in all) gathered to celebrate Pentecost, a harvest festival that occurred fifty days after Passover. Jews from many nations came to Jerusalem each year to celebrate Pentecost.

The disciples were all together in one place to wait for power God promised them. There was no quarrelsome spirit or arguing among them. They probably prayed together while they waited (Acts 1:14).

God breathed His Spirit into Adam to make him a living being (Gen. 2:7); He breathed His Spirit into the church too. God's Spirit brought the church to life. The sound of violent wind filled the whole house where Jesus' followers were gathered. The sudden rushing sound revealed the Spirit's arrival and filling of the believers' bodies. The Spirit also used fire to demonstrate His arrival.

**READ:** Acts 2:3. **ASK:** Why do you think the Spirit chose fire to announce His presence? *God had already used fire to show His presence, including in a burning bush (Exod. 3:2) and in a pillar of fire (13:21). Fire represents God's holiness, judgment, and purification of hearts. It also represents the light of the gospel, setting hearts "on fire" with enthusiasm for the Lord, and the spread of the gospel across a land and around the world.*

Fire in the form of "tongues" may also represent the various tongues, or languages, spoken by the people gathered in Jerusalem.

The two symbols—the sound of wind and tongues of fire—signaled the Holy Spirit's arrival (John 16:7; Acts 1:5).

**ASK:** What are some signs that the Holy Spirit is present in a person's life today? *Peace and assurance even during difficult times; joy; a forgiving attitude; a willingness to serve.*

#### B. Proof of the Spirit's power (2:4–18)

**READ:** Acts 2:4–11.

The Spirit filled all the believers who were present, not just the apostles.



The Spirit-filled believers began speaking in languages that they had not previously learned. Their immediate ability to communicate in foreign languages allowed them to present the gospel to visitors who had gathered in Jerusalem from distant lands (2:11). Every person heard the message in his or her own tongue, which proved that the gospel is from God and intended for all people, not just the Jews (2:39).

The early believers knew beyond a doubt that the Spirit had filled and empowered them.

**READ:** Acts 2:12–18.

The Jews who stood by and observed their fellow Jews speaking in foreign languages accused the Spirit-empowered Jews of drunkenness. Peter immediately addressed their accusation. The Jews' miraculous ability to speak in foreign languages, he explained, fulfilled the Old Testament prophecy written by Joel (2:15–21). God had promised to pour out His Spirit on all His people to enable them to prophesy (Joel 2:28, 29). Joel's prophecy shows that God has always intended to send His Spirit to start the Church Age.

### **C. Results of the Spirit's work (2:36–41)**

**READ:** Acts 2:36–41.

The Spirit moved Peter to deliver a powerful sermon (2:14–40). As the people listened, the Spirit worked in their hearts so that they asked what they needed to do to respond to the Spirit's call. Repent and be baptized in Jesus' name, Peter explained, then you, too, will receive the gift of the Holy Spirit. The Holy Spirit comes to stay with every person who trusts in Christ for salvation. If you are a believer, you have the Holy Spirit.

Three thousand people trusted in Christ for salvation and then chose to be baptized to make their decision public. The church grew that very day from 120 to more than 3,000!

The Spirit wisely chose to arrive when a great number of people from around the world were in Jerusalem. The people who trusted in Christ took the gospel back to their homelands and told others how to be saved from their sins. Because of the Spirit's wisdom and power, the gospel began to spread throughout the world.

The Spirit no longer empowers believers to speak in unlearned foreign languages. That the gospel is for all people and not just the Jews is now a well-established fact in God's Word. The need for speaking in tongues has passed. Don't expect the Spirit to empower you to speak German or Mandarin Chinese spontaneously. But do expect the Spirit to empower you to serve Him well and effectively. And if you end up on a foreign mission field, the Spirit will help you get through language school so you can share the gospel in an unbeliever's native tongue.

**ASK:** What are some results of the Spirit's work we might expect to see in our church? *Lost people coming to Christ; new members added; spiritual growth; success through special events such as VBS; answered prayer.*

## Memory Builder

### Gather

- Whiteboard and marker.
- Post-it Notes.
- Pens.

### Steps

1. Write Acts 1:8 on the board and review its meaning.

Before His ascension, Jesus met with His disciples in Jerusalem. He promised the coming of His Holy Spirit to live within them and empower them to be witnesses for Christ, beginning in Jerusalem and spreading outward into Judea, Samaria, and eventually throughout the world. Jesus expects believers today to continue to spread the gospel, beginning at home and working together through the church to proclaim the gospel to the world.

2. On Post-it Notes, students write or illustrate one or more places they plan to witness for Christ in the coming weeks and months (e.g., home, school, camp, sporting event, library).
3. Students take turns sharing what they wrote or drew then posting their notes over part of the verse.
4. Work on memorizing the verse. Alternate between posting notes and saying the verse together until all or most of the verse is covered and the class can recite it from memory.

## Session Application

### Gather

- Note cards.
- Pens.
- Yellow and orange construction paper and scissors (optional).

### Steps

1. Review the lesson.

Jesus declared Himself the church's foundation. Christ builds on the foundation by adding believers to His church. After ascending into Heaven, Jesus sent the Holy Spirit to empower the church. The sound of rushing wind and the sight of tongues of fire signaled the Spirit's arrival. The Spirit gave believers the power to proclaim God's message in many languages. Today, the Spirit empowers all believers to witness for Christ and to live for Him.

2. Discuss reliance on the Holy Spirit's power.

God doesn't expect us to live for Him through our own power. The Holy Spirit is in every believer and available to empower us daily.

**ASK:** How does the Spirit enable us as we serve the Lord?  
*He gives us courage, boldness, strength, confidence, the right words to say, and guidance.*

**ASK:** How might we learn to rely more on the Spirit's power in our lives? *By praying for guidance and power; by spending time in God's Word; by listening for His quiet voice; by being sensitive to His Spirit.*

3. Share an experience when you depended on the Holy Spirit. Invite students to share experiences from their own lives. Encourage them to think of times when the Spirit gave them strength or comfort during a difficult time, the ability to overcome temptation, or the power to do something they didn't think they could.
4. Distribute note cards (or construction paper and scissors) and pens. Students write a prayer committing to rely on the Spirit's power. They may write on note cards or on flame shapes they cut from construction paper. Encourage students to include how or when they will rely on the Spirit's power.

## Session Takeaways

Before dismissing the students, draw their attention to the Time with God page in their student books. Instruct them to complete the study on their own. The activity reviews the lesson and leads students to apply what they learned about the Holy Spirit's empowerment.