

God Rewards



Strong Kids Introduction	2
Pre-Primary Resources	3
Preparing for the Journey	4
God's Plan of Salvation	5
Basic Supplies	6
Unit Bulletin Boards	7

Session	Date	Title	Theme	Verse	Page
---------	------	-------	-------	-------	------

Unit 1 | Christ Starts His Church

1	June 7, 2026	The Church's Power	Christ sent the Holy Spirit to empower His church.	Acts 1:8	8
2	June 14, 2026	The Church's People	Christ adds people to our church.	Acts 2:44	15
13	June 21, 2026	The Church's Preaching	Christ is the focus of preaching.	Acts 5:42	21
4	June 28, 2026	The Church's Prayer	Christ answers our church's prayers.	Acts 4:31	28
5	July 5, 2026	The Church's Problem	Christ uses us to meet church needs.	Galatians 5:13	35

Unit 2 | Christ Builds His Church

6	July 12, 2026	God Directs His Missionaries	God guides His missionaries.	Acts 8:26	42
7	July 19, 2026	God Calls His Missionaries	God saves people so they might be missionaries.	Mark 16:15	49
8	July 26, 2026	God Helps His Missionaries	God meets missionaries' needs.	Mark 16:20	56
9	August 2, 2026	God Sends His Missionaries	God sends missionaries around the world.	Mark 16:15	63
10	August 9, 2026	God Protects His Missionaries	God shows His power in the lives of His missionaries.	Mark 16:20	71

Unit 3 | Christ Rewards His Church

11	August 16, 2026	Jesus Is Coming for Believers	Christ is coming to rapture and reward believers.	John 14:3	78
12	August 23, 2026	Jesus Will Return with Believers	Christ will return to earth to set up His Kingdom.	Revelation 20:4	85
13	August 30, 2026	Jesus Will Live with Believers Forever	Christ is preparing an eternal home for believers.	Revelation 21:3	92



Regular Baptist Press

RBP22098 • Summer Quarter 2026 • Vol. 8, No. 4 • © 2020 Regular Baptist Press • Printed in U.S.A.
 Scripture quotations marked ESV are from The Holy Bible, English Standard Version® (ESV®), copyright © 2001 by Crossway, a publishing ministry of Good News Publishers. Used by permission. All rights reserved.
 Scripture quotations marked NKJV are from the New King James Version ®. Copyright © 1982 by Thomas Nelson. Used by permission. All rights reserved.

STRONG[®]

curriculum

A world weak on truth needs a strong, trustworthy message. STRONG Curriculum builds stronger churches by teaching all Scripture to produce spiritually mature believers who measure up to the stature of Christ.

A Plan You Can Trust

Regular Baptist Press firmly believes God's Word is living and powerful and more effective than any idea or philosophy man could ever dream up. The Bible is Spirit empowered, so it cannot fail to strengthen kids who interact with its truths. Believing this, we purposefully built Strong Kids on Bible bedrock. We know the curriculum's solid Biblical foundation will make it transformational.

Strong Kids provides each age group with the age-appropriate plan to prepare kids to successfully take the next step in their spiritual growth. The lessons for all five age groups form five steps for building spiritually strong kids.

Strong Kids for Pre-Primaries reinforces foundational Biblical truths concerning creation, Jesus, salvation, and living for God. Recognizing that pre-primaries are starting to understand the need for personal salvation, this curriculum provides opportunities for students to trust in Christ as their Savior and begin to live for Him.

The Strong Kids scope and sequence is built on the seven teaching aims Jesus had during His earthly ministry. Identifying Jesus' aims helps you teach the Bible with purpose and clear goals in sight. Every lesson in the Strong Kids scope and sequence addresses at least one of Jesus' teaching aims.



Look for the BuildUP icons in the table of contents and on the first page of each lesson.

JESUS' TEACHING AIMS

♥ **Believe the gospel.** Jesus taught His students to understand, believe, and then share the gospel. This aim is obviously fundamental to all the rest.

⚙️ **Understand Biblical ethics.** Jesus instructed His students to live according to moral values. These values provided them with the tools to make wise decisions.

✝️ **Internalize godliness.** Jesus taught His followers to be godly on the inside. He warned them not to become like Pharisees, with a mere outward appearance of godliness.

🌱 **Learn doctrine.** Jesus knew the importance of teaching His students the truth and identified doctrine as one of the means for spiritual growth. Wishy-washy doctrine leads to faulty practice.

🌟 **Develop life skills.** Jesus taught His followers to meet life's challenges in a way that honored and glorified God. He gave them the skills to navigate those challenges successfully.

👍 **Uplift others.** Jesus' life was all about others. Leading by example, He taught His followers to be all about others too.

🛠️ **Prepare to serve.** Jesus prepared His followers to serve in the context of local churches that were established soon after His ascension. He emphasized sacrifice and dedication.

Strong Curriculum builds stronger churches by teaching all Scripture to produce spiritually mature believers who measure up to the stature of Christ. In this quarter's Strong Kids for Pre-Primaries, children will learn about the beginning of the church. A study of the first missionaries will focus on Philip, Peter, John, Paul, and Barnabas. Unit 3 will include lessons on the Rapture, rewards, Christ's Kingdom, and the believer's eternal home.

Kit Contents

- ☐ Teacher Guide
- ☐ Junior Church Teacher Guide
- ☐ Student Book*
- ☐ Set of Take-Home Papers*
- ☐ One Attendance Chart and Sticker Page*
- ☐ Teaching Picture Book
- ☐ Flannelgraph figures
- ☐ Card with online download code
- ☐ Bible Story DVD
- ☐ Michael and Emily Storybook
- ☐ Posters

*Order additional copies for classroom use.



Ordering Information

All materials are available from Regular Baptist Press.

- Web: www.StrongCurriculum.com
- E-mail: orders@rbpstore.org
- Toll-free orders in the United States: 1-800-727-4440
- Fax: 1-847-843-3757
- Canada: Contact your distributor.

Onetime Purchase (Sold Separately)

- ☐ Strong Kids Music, vol. 2



A more detailed statement with references is available upon request.

- | | | | |
|---|---|---|---|
| <ul style="list-style-type: none"> • The verbal, plenary inspiration of the Scriptures • Only one true God • The Trinity of the Godhead • The Holy Spirit and His ministry • The personality of Satan • The Genesis account of creation • Original sin and the fall of man | <h3>The Doctrinal Basis of Our Curriculum</h3> <ul style="list-style-type: none"> • The virgin birth of Christ • Salvation through faith in the shed blood of Christ • The bodily resurrection and priesthood of Christ • Grace and the new birth • Justification by faith • Sanctification of the believer • The security of the believer • The church | <ul style="list-style-type: none"> • The ordinances of the local church: baptism by immersion and the Lord's Supper • Biblical separation—ecclesiastical and personal • Obedience to civil government • The place of Israel • The pretribulation rapture of the church • The premillennial return of Christ | <ul style="list-style-type: none"> • The millennial reign of Christ • Eternal glory in Heaven for the righteous • Eternal torment in Hell for the wicked |
|---|---|---|---|

Preparing for the Journey

"Are We There Yet?"

If you have ever traveled with a young child, you have encountered the questions, "When are we going to get there?" "Are we there yet?" "How much longer is it?" Or perhaps your child's grandparents are coming to visit, which requires a different set of responses: "When are they going to get here?" "How long will they be here?" "Where will they sleep?" "Can I go home with them?"



We all must admit that when we travel, we don't know exactly what will happen. The plane may be canceled. The car may break down. The place where we usually stop for lunch is closed.

The last unit of the summer quarter has three lessons on end times. This is a topic that is not usually taught in preschool departments, but it is important to begin to lay a foundation of future events and introduce the vocabulary associated with that time.

God tells us much about the future events of His timeline, in the Old Testament as well as the New Testament. Your students will ask many questions about this new topic. Familiarize yourself with each lesson in unit 3 and the Scripture references so you can answer students from the Bible.

Your students trust you to have an answer for everything. Unfortunately, you won't be able to answer some of them. Be honest, but always reassuring. And always take the opportunity to present salvation. Be prepared to share the gospel. Read "God's Plan for Salvation" on the next page.

"When will you die?" I don't know, but I have asked Jesus to be my Savior, so I am ready.

"When is Jesus coming back?" No one knows, but He said He would, and He always does what He says. He keeps His promises.

"Who gets to go to Heaven?" Only people who believe in Jesus and have asked Him to be their Savior from sin.

"How can I be sure I will go to Heaven?" If you have told Jesus you are sorry for your sin (all the bad things you do) and asked Jesus to be your Savior, then when He comes, you will be ready.

"How long will we be in Heaven?" Jesus said we would be with Him forever, that means all the time.

"What will we do in Heaven?" We will sing for Jesus a lot and tell Him we love Him. We will talk to people from the Bible, like Moses and Joshua and Mary and Peter. You will see your friends who believe in Jesus too.

Prepare yourself to present the gospel to children. Consider these tools and tracts from Regular Baptist Press.

Tools: Good News Beach Ball, Wordless Book, Good News Bracelet.

Tracts: "How to Lead a Child to Christ"; "What God's Word Teaches about Salvation"; "WOW! Guess What Happened to Me?"

Follow up: "Welcome to the Family"

God's Plan of Salvation

How Can I Become God's Child?

The answer is in God's Word, the Bible.

Admit that you are a sinner.

We are all sinners; we all do wrong things (Romans 3:23). God is perfect. He must punish sin (Romans 6:23). We cannot get to Heaven by trying to be good (Ephesians 2:8, 9). God showed His love for us by sending His Son, Jesus, to die for us (Romans 5:8).

Believe Who Jesus is and what Jesus did.

Jesus is God's Son Who came to earth and was the only One ever to live a perfect life. He died on the cross to take the punishment for sin. He was buried and rose from the dead (1 Corinthians 15:3, 4). God promises eternal life to all who believe on the Lord Jesus Christ (Acts 16:31; Romans 6:23).

Choose to trust in Jesus.

Believe that Jesus, God's Son, took the punishment for your sin. Trust Jesus as your Savior, knowing that He is the only way you can have your sin forgiven and become a child of God.

When you trust Jesus as
Savior, God forgives your sin.
He makes you part of His family
(John 1:12) and promises you
a home in Heaven with Him
forever (John 14:2, 3).

Basic Supplies for Pre-Primary Teachers

Teaching Aids

Bible
Offering container
Flannelgraph board (26" x 36") (6063)
CD player
Pocket chart (8664)
Word strips (pkg. 75) (8666)

Paper Products

9" x 12" and 12" x 18" construction paper
in various colors
White copy paper
Butcher paper
Poster board
Card stock
Index cards
Self-adhesive labels
Lunch-size paper bags
6" and 9" paper plates
Paper cups, napkins, plastic silverware
Paper towels
Tissues

Markers

Pencils; colored pencils
Crayons; washable paint daubers
Black and colored felt-tip markers

Office Supplies

Paper clips
Brass fasteners
Rubber bands
Paper punch
Cellophane tape
Double-stick tape
Masking tape
Stapler
Scissors (sharp points for teachers; blunt ends
for students)

Adhesives

Glue sticks
Craft glue
Sticky tack

Role Play Items

Child-size mop, broom, etc.
Dress-up clothes; lengths of fabric
Plush animals
Finger puppets
Nonworking cell phones
Paper towel or wrapping paper cardboard rolls
Aluminum foil

Bulletin Boards

Scalloped Blue Border (8537)
Scalloped Yellow Border (8539)
Blue letters (8510)
Yellow letters (8513)

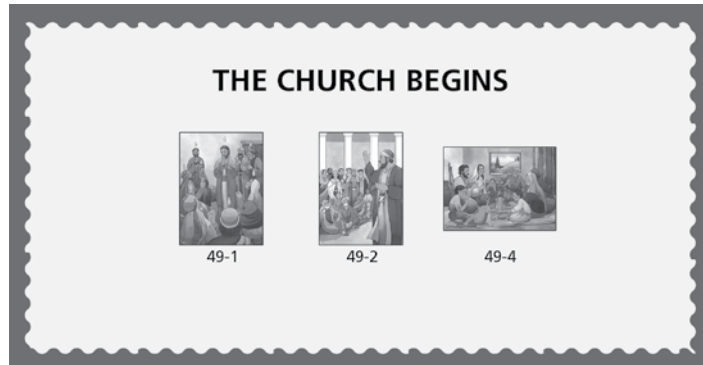
Miscellaneous

Large blocks; other types of building sets
Cardboard boxes (all sizes)
Play-Doh
Clear Con-Tact paper
Craft sticks (regular- and jumbo-size)
Premoistened towels
Hand sanitizer
Plastic tablecloths for art or food projects
Styrofoam
Large plastic bags or old shirts for smocks
Ziplock bags (sandwich- and snack-size)
Watercolor paints and brushes
Yarn
Chenille wires
Cotton balls
Note: Products with an order number are available from Regular Baptist Press.

Unit Bulletin Boards

Unit 1

The theme of unit 1 is the beginning of the church. The power of the Holy Spirit is the focus of the disciples' ability to spread the gospel. Choose a yellow background. Add a blue scalloped border (8537) and blue letters (8510) for the title as shown (order from Regular Baptist Press). Make color copies of the following teaching pictures from the downloads: 49-1, 49-2, 49-4.



Unit 2

This unit has 5 exciting lessons on God's work in the lives of the first missionaries (Philip, Peter, Paul and Barnabas). Keep the blue scalloped border and yellow background. Use the blue letters (8510) to make a new title. Mount verse poster 49-P7 (Mark 16:15).



Unit 3



This is a unit on the Rapture, Millennium, and eternity in Heaven. Keep the yellow background. Add a yellow scalloped border (8539) and use yellow letters (8513) for the title as shown. Make color copies of teaching pictures 44-11, 49-12, 49-13, and 49-14. Place as shown. Note: Picture 44-11 is only in the downloads folder.

JUNE 7, 2026

LESSON 1 | UNIT 1

The Church's Power

Coming of the Holy Spirit

Scripture Focus

Acts 1:4, 5, 8; 2:1–11

BuildUP Theme



PREPARE TO SERVE

Christ sent the Holy Spirit to empower His church.

Measurable Response

The students will realize the Holy Spirit's power can help them serve God.

Memory Verse

"But you shall receive power when the Holy Spirit has come upon you" (Acts 1:8). NKJV

"But you will receive power when the Holy Spirit has come upon you" (Acts 1:8). ESV

Teacher Preparation

Take time to read the Scripture Focus for today. Review Christ's promises in John 15:26—16:14.

Young children might have a difficult time understanding the Holy Spirit. They are just beginning to move from concrete ideas to abstract ideas. Be patient with them and their understanding of the Holy Spirit. Prepare yourself to answer their questions according to Scripture. Show them in your Bible what Jesus said about the “Comforter.”

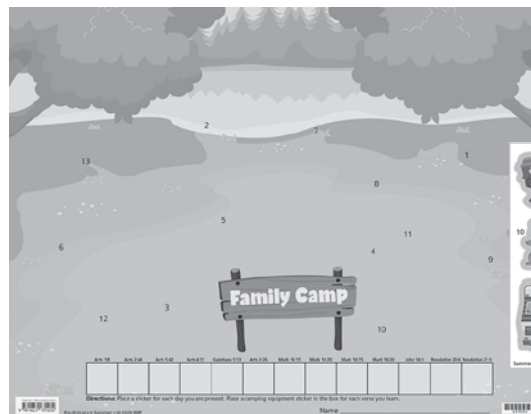
Sometimes we fail to acknowledge the power of the indwelling Holy Spirit to do ministry. We forget that we have God in us. The same God that created and sustains the universe is living in us. How foolish we are to think we can do anything in our own strength or without His enablement. Thank God for sending the Holy Spirit. Ask Him to help you explain the Holy Spirit (Comforter) to your class.

Note: Students might relate the words “spirit” and “ghost” to Halloween. Use the term Holy Spirit, rather than Holy Ghost or just Spirit, as you teach. Remind students that Jesus called the Holy Spirit the Comforter.

Attendance and Verse

Distribute an attendance and verse chart (22928) to each student. Have students write their names on their charts. Today the students will place the orange tent sticker over the 1. Mount the charts on a wall or bulletin board at students' eye level. Next week, students will add a camping equipment sticker for reciting Acts 1:8, the memory verse for this week.

Attendance Chart



Week 1 Sticker



Attendance Stickers

Session Starters

Option 1—Keep It Up!

Gather

- Balloons (latex free; variety of colors).
- Colored copy paper or card stock.
- Large play area.

Steps

1. Before class, blow up several latex-free balloons. Make several accordion-folded paper fans from colored copy paper or secure sheets of card stock for students to wave as fans.
2. Take your class to a large indoor play area. Group students into teams (or pairs), depending on your class size.
3. Explain the activity.

I am going to give each team a balloon. Your job is to work together to keep the balloon from touching the ground for as long as possible. But you may not touch the balloon. You must keep the balloon afloat with wind power. You may fan the balloon or blow on the balloon, but you may not touch it. If your team's balloon falls to the ground, your team is out and must go sit down.

4. Let teams practice for a few minutes to figure out strategies to keep the balloon afloat.
5. Transition to the lesson.

ASK: What is wind? (Discuss this for a minute or two. Listen to students' thoughts.) *Wind is moving air.*

Sometimes the wind is gentle. Sometimes it is strong.

ASK: Can you see the wind? *No. Wind is invisible.*

ASK: How do you know the wind is there? *We can see what it does.*

We can't see the wind, but we can see what it does. I know the wind is there because I can see its power.

Today we are going to learn about the coming of the Holy Spirit. The Holy Spirit is God, but the Holy Spirit does not have a body. We cannot see the Holy Spirit with our eyes, but we can see what the Holy Spirit does. By faith we believe what God's Word says about

the Holy Spirit. In today's Bible study, the Holy Spirit demonstrates His power in a mighty way.

Option 2—Watch the Wind

Gather

- Cotton balls or pom-pom craft balls (same size for each team).
- Drinking straws.
- Masking tape.
- Wrapped candy (optional).
- Two tables or floor spaces (same sizes).

Steps

1. Organize the students into two teams. Assign each team to an identical space. Identical tables work well. Otherwise, use a floor space. Tape off a start line and a finish line. Line up an equal number of cotton balls or pom-poms on the start line for each team.
2. Give each student a straw and explain the game.

When I say “go,” use your straw to blow as many cotton balls across the finish line as possible. You may not touch the cotton ball. You may not push the cotton ball with the straw. You may only blow through the straw to make the ball move. If the cotton ball falls on the floor, it doesn't count! At the end of one minute, we will see which team got the most cotton balls across the finish line.

3. Play the game two or three times if time permits.
4. Declare a champion team and award a small prize or piece of wrapped candy if desired.
5. Transition to the lesson.

ASK: Did anyone see the air or wind coming out of the ends of your straws? *No.*

ASK: Who could see what the wind did?

You all could see the results of the air blowing out of the end of your straw. We can't see the wind or air coming out of the straw, but we can see what it does. We believe the air is there because we can see its power.

Today we are going to learn about the coming of the Holy Spirit. The Holy Spirit is God, but the Holy Spirit does not have a body. We cannot see the Holy Spirit with our eyes, but we can see what the Holy Spirit does. By faith we believe what God's Word says about

His Holy Spirit. In our lesson today, the Holy Spirit demonstrates His power in a mighty way.

Bible Study

The Church's Power (Acts 1:4, 5, 8; 2:1–11)

Gather

- Teaching picture 49-1.
- Teaching picture 44-11. Print from teaching picture folder on the downloads.
- Audio of people speaking in other languages.

After Jesus' resurrection, He spent forty days on earth. He appeared to hundreds of people. Jesus ate with them, He preached, and He told them to share the good news of forgiveness of sin through His death and resurrection. One day, Jesus gathered His followers together on a mountaintop and spoke to them again about what He wanted them to do.



44-11

DISPLAY: Teaching picture 44-11. (Picture is from previous quarter. Print it from the teaching picture folder on the downloads.)

Jesus had promised to come back, but He instructed the disciples to wait in Jerusalem for the coming of the Holy Spirit. From the Holy Spirit, they would receive power to preach and teach about Jesus all over the world. As they all watched, Jesus ascended up, up, UP through the clouds, back to His Father in Heaven.

After this happened, two angels appeared and reassured the disciples that Jesus would come back.

The believers went to Jerusalem to wait. As the days passed, Jesus' followers stayed together. They ate and prayed together and talked about what Jesus had taught them and the amazing miracles Jesus performed. Then one day something unexpected happened.

READ: Acts 2:1, 2.

ASK: What filled the room? *The sound of a mighty rushing wind.*

ASK: Where does the Bible say it came from? *Heaven.*

ACTIVITY: What would that sound like? Can we work together to sound like rushing wind? Let's try. (Invite students to make "swooshing" and "shhhhh" sounds together. Practice starting softer and getting louder and louder.)



49-1

They did not see the wind, but they heard the sound of wind. It was not a little breeze. It was a *mighty* rushing wind all over the house. Perhaps the believers looked out the doors and windows. Was it a storm? No! God was keeping His promise: He had sent the Holy Spirit!

Then something else happened right after that.

READ: Acts 2:3.

ASK: What appeared above each believer's head? *Fire.*

DISPLAY: Teaching picture 49-1.

The flames of fire were a way to show the people what God was doing. The fire did not hurt the people. The Bible says the flame just *appeared* above each believer's head.

READ: Acts 2:4a.

ASK: Who had come? *The Holy Spirit.*

Jesus had promised His followers that He would send the Comforter. That is what Jesus called the Holy Spirit. The flame of fire above each believer's head showed that the Holy Spirit had come and was living in each person.

Then God worked an incredible miracle through the believers who were now filled with the Holy Spirit.

READ: Acts 2:4b.

The Bible says that through the power of the Holy Spirit, the believers were each able to speak in languages that they had never learned. The disciples were able to talk about Jesus in the foreign languages of the people who had come to Jerusalem.

ACTIVITY: Play audio clips of a variety of languages so your students can hear different dialects and accents. Go to biblegateway.com and click on the Read the Bible and Audio Bible tabs. There are several foreign language Bibles available to play.

Soon, people outside the house began to wonder what was going on inside! They heard sounds of excitement! A large crowd gathered and what they heard astonished them.

READ: Acts 2:7, 8.

ASK: What did the people in the crowd hear? *They heard the disciples speaking in languages foreign to the disciples.*

READ: Acts 2:11.



Teacher Tip

If you have bilingual students or people in your church, let them recite John 3:16 or talk about Jesus in their own language.

Egyptians, Arabs, Romans, people from the island of Crete, and many other people could understand the disciples. At last they could learn about Jesus. God had chosen just the right time for this. All these people from other countries were in Jerusalem for a worship time the Jews called the Feast of Pentecost. They wondered how this happened. We know it was the power of the Holy Spirit.

If you have believed Jesus as your Savior, you have the help of the Holy Spirit living within you too. The Holy Spirit immediately comes to live in each person who believes in Jesus as Savior. You will not see a flame of fire over your head, but He is in you just the same.

The Holy Spirit helps each believer live in a way that pleases God. He helps believers show love, joy, peace, patience, kindness, and gentleness to others. The Holy Spirit helps us understand the Bible. He gives us wisdom to obey God's Word. The Holy Spirit gives us the power to share the gospel with others.

PRAY: Thank God for sending the Holy Spirit as Jesus promised.

Memory Builder

Gather

- Verse poster 49-P1.

Steps


1. Display verse poster 49-P1.
2. Read Acts 1:8 from your open Bible. Then read the verse from the poster as you point to each word.
3. Read the sentence at the top of the poster.

Right before going back to Heaven, Jesus promised believers the Holy Spirit would come to live in them. That includes us.

ASK: What did Jesus promise all believers would receive? Why do believers need this? (Point to the word "power.") *Jesus promised power (or strength) to obey Him.*

ASK: Where does this strength or ability come from? *The Holy Spirit gives it to each person who trusts Jesus for salvation.*

4. Teach the actions and sign language to help students learn the verse. See the actions listed in the margin.



49-P1 NKJV

49-P1 ESV



Teacher Tip

When you discuss the "power" of the Holy Spirit, make sure the children don't misunderstand this as "magical power." Preschoolers may have trouble distinguishing between fantasy and reality. Associate the Holy Spirit's "power" with the word "help."


But you (sweep finger out, pointing to everyone)

shall [will] receive power (make muscles)

when the Holy Spirit (see sign in box below)

has come upon you. (lay hands on chest)

Acts 1:8 (make book with hands)
NKJV, ESV



Session Application

Gather

- Student book page and 5 flame and 3 cloud stickers for each student.
- Coloring and writing supplies.
- Strong Kids at Home take-home paper and outer wrap.

Steps

1. Direct students to tables. Provide a student book page for lesson 1 and the stickers for each child.
2. Provide necessary supplies for the students to complete the page.
3. Read the directions and discuss the elements on both pages. Discuss the word “power” on page 2. Emphasize that the Holy Spirit only comes to believers.
4. Recite Acts 1:8 as students work.
5. Let students explain their pictures of how they are serving.
6. Distribute any crafts students made and the Strong Kids at Home take-home paper and cover wrap (for parents) to students who are leaving the room at this time.
7. Pray and close the session with a song about God’s goodness and greatness.

SING: “God Is So Good;” “My God Is So Great;” “God Is Good to Me.”

