













God Rewards

STRONG kids

Strong Kids Introduction	2
Pre-Primary Resources	3
Preparing for the Journey	4
God's Plan of Salvation	5
Basic Supplies	6
Unit Bulletin Boards	7

Session	Date	Title	Theme	Verse	Page
Unit 1 Christ Starts His Church					
1	June 7, 2026	The Church's Power	 Christ sent the Holy Spirit to empower His church.	Acts 1:8	8
2	June 14, 2026	The Church's People	 Christ adds people to our church.	Acts 2:44	18
3	June 21, 2026	The Church's Preaching	 Christ is the focus of preaching.	Acts 5:42	28
4	June 28, 2026	The Church's Prayer	 Christ answers our church's prayers.	Acts 4:31	37
5	July 5, 2026	The Church's Problem	 Christ uses us to meet church needs.	Galatians 5:13	47
Unit 2 Christ Builds His Church					
6	July 12, 2026	God Directs His Missionaries	 God guides His missionaries.	Acts 8:26	56
7	July 19, 2026	God Calls His Missionaries	 God saves people so they might be missionaries.	Mark 16:15	66
8	July 26, 2026	God Helps His Missionaries	 God meets missionaries' needs.	Mark 16:20	75
9	August 2, 2026	God Sends His Missionaries	 God sends missionaries around the world.	Mark 16:15	85
10	August 9, 2026	God Protects His Missionaries	 God shows His power in the lives of His missionaries.	Mark 16:20	96
Unit 3 Christ Rewards His Church					
11	August 16, 2026	Jesus Is Coming for Believers	 Christ is coming to rapture and reward believers.	John 14:3	106
12	August 23, 2026	Jesus Will Return with Believers	 Christ will return to earth to set up His Kingdom.	Revelation 20:4	115
13	August 30, 2026	Jesus Will Live with Believers Forever	 Christ is preparing an eternal home for believers.	Revelation 21:3	124



Regular Baptist Press

RBP22929 • Summer Quarter 2026 • Vol. 8, No. 4 • © 2020 Regular Baptist Press
Printed in U.S.A. • King James Version

STRONG[®]

curriculum

A world weak on truth needs a strong, trustworthy message. STRONG Curriculum builds stronger churches by teaching all Scripture to produce spiritually mature believers who measure up to the stature of Christ.

A Plan You Can Trust

Regular Baptist Press firmly believes God's Word is living and powerful and more effective than any idea or philosophy man could ever dream up. The Bible is Spirit empowered, so it cannot fail to strengthen kids who interact with its truths. Believing this, we purposefully built Strong Kids on Bible bedrock. We know the curriculum's solid Biblical foundation will make it transformational.

Strong Kids provides each age group with the age-appropriate plan to prepare kids to successfully take the next step in their spiritual growth. The lessons for all five age groups form five steps for building spiritually strong kids.

Strong Kids for Pre-Primaries reinforces foundational Biblical truths concerning creation, Jesus, salvation, and living for God. Recognizing that pre-primaries are starting to understand the need for personal salvation, this curriculum provides opportunities for students to trust in Christ as their Savior and begin to live for Him.

The Strong Kids scope and sequence is built on the seven teaching aims Jesus had during His earthly ministry. Identifying Jesus' aims helps you teach the Bible with purpose and clear goals in sight. Every lesson in the Strong Kids scope and sequence addresses at least one of Jesus' teaching aims.



Look for the BuildUP icons in the table of contents and on the first page of each lesson.

JESUS' TEACHING AIMS

♥ **Believe the gospel.** Jesus taught His students to understand, believe, and then share the gospel. This aim is obviously fundamental to all the rest.

⚙️ **Understand Biblical ethics.** Jesus instructed His students to live according to moral values. These values provided them with the tools to make wise decisions.

✝️ **Internalize godliness.** Jesus taught His followers to be godly on the inside. He warned them not to become like Pharisees, with a mere outward appearance of godliness.

🌱 **Learn doctrine.** Jesus knew the importance of teaching His students the truth and identified doctrine as one of the means for spiritual growth. Wishy-washy doctrine leads to faulty practice.

🌟 **Develop life skills.** Jesus taught His followers to meet life's challenges in a way that honored and glorified God. He gave them the skills to navigate those challenges successfully.

👍 **Uplift others.** Jesus' life was all about others. Leading by example, He taught His followers to be all about others too.

🛠️ **Prepare to serve.** Jesus prepared His followers to serve in the context of local churches that were established soon after His ascension. He emphasized sacrifice and dedication.

Strong Curriculum builds stronger churches by teaching all Scripture to produce spiritually mature believers who measure up to the stature of Christ. In this quarter's Strong Kids for Pre-Primaries, children will learn about the beginning of the church. A study of the first missionaries will focus on Philip, Peter, John, Paul, and Barnabas. Unit 3 will include lessons on the Rapture, rewards, Christ's Kingdom, and the believer's eternal home.

Kit Contents

- ☐ Teacher Guide
- ☐ Junior Church Teacher Guide
- ☐ Student Book*
- ☐ Set of Take-Home Papers*
- ☐ One Attendance Chart and Sticker Page*
- ☐ Teaching Picture Book
- ☐ Flannelgraph figures
- ☐ Card with online download code
- ☐ Bible Story DVD
- ☐ Michael and Emily Storybook
- ☐ Posters

*Order additional copies for classroom use.



Ordering Information

All materials are available from Regular Baptist Press.

- Web: www.StrongCurriculum.com
- E-mail: orders@rbpstore.org
- Toll-free orders in the United States: 1-800-727-4440
- Fax: 1-847-843-3757
- Canada: Contact your distributor.

Onetime Purchase (Sold Separately)

- ☐ Strong Kids Music, vol. 2



The Doctrinal Basis of Our Curriculum

A more detailed statement with references is available upon request.

- | | | | |
|---|--|---|---|
| <ul style="list-style-type: none"> • The verbal, plenary inspiration of the Scriptures • Only one true God • The Trinity of the Godhead • The Holy Spirit and His ministry • The personality of Satan • The Genesis account of creation • Original sin and the fall of man | <ul style="list-style-type: none"> • The virgin birth of Christ • Salvation through faith in the shed blood of Christ • The bodily resurrection and priesthood of Christ • Grace and the new birth • Justification by faith • Sanctification of the believer • The security of the believer • The church | <ul style="list-style-type: none"> • The ordinances of the local church: baptism by immersion and the Lord's Supper • Biblical separation—ecclesiastical and personal • Obedience to civil government • The place of Israel • The pretribulation rapture of the church • The premillennial return of Christ | <ul style="list-style-type: none"> • The millennial reign of Christ • Eternal glory in Heaven for the righteous • Eternal torment in Hell for the wicked |
|---|--|---|---|

Preparing for the Journey

"Are We There Yet?"

If you have ever traveled with a young child, you have encountered the questions, "When are we going to get there?" "Are we there yet?" "How much longer is it?" Or perhaps your child's grandparents are coming to visit, which requires a different set of responses: "When are they going to get here?" "How long will they be here?" "Where will they sleep?" "Can I go home with them?"



We all must admit that when we travel, we don't know exactly what will happen. The plane may be canceled. The car may break down. The place where we usually stop for lunch is closed.

The last unit of the summer quarter has three lessons on end times. This is a topic that is not usually taught in preschool departments, but it is important to begin to lay a foundation of future events and introduce the vocabulary associated with that time.

God tells us much about the future events of His timeline, in the Old Testament as well as the New Testament. Your students will ask many questions about this new topic. Familiarize yourself with each lesson in unit 3 and the Scripture references so you can answer students from the Bible.

Your students trust you to have an answer for everything. Unfortunately, you won't be able to answer some of them. Be honest, but always reassuring. And always take the opportunity to present salvation. Be prepared to share the gospel. Read "God's Plan for Salvation" on the next page.

"When will you die?" I don't know, but I have asked Jesus to be my Savior, so I am ready.

"When is Jesus coming back?" No one knows, but He said He would, and He always does what He says. He keeps His promises.

"Who gets to go to Heaven?" Only people who believe in Jesus and have asked Him to be their Savior from sin.

"How can I be sure I will go to Heaven?" If you have told Jesus you are sorry for your sin (all the bad things you do) and asked Jesus to be your Savior, then when He comes, you will be ready.

"How long will we be in Heaven?" Jesus said we would be with Him forever, that means all the time.

"What will we do in Heaven?" We will sing for Jesus a lot and tell Him we love Him. We will talk to people from the Bible, like Moses and Joshua and Mary and Peter. You will see your friends who believe in Jesus too.

Prepare yourself to present the gospel to children. Consider these tools and tracts from Regular Baptist Press.

Tools: Good News Beach Ball, Wordless Book, Good News Bracelet.

Tracts: "How to Lead a Child to Christ"; "What God's Word Teaches about Salvation"; "WOW! Guess What Happened to Me?"

Follow up: "Welcome to the Family"

God's Plan of Salvation

How Can I Become God's Child?

The answer is in God's Word, the Bible.

Admit that you are a sinner.

We are all sinners; we all do wrong things (Romans 3:23). God is perfect. He must punish sin (Romans 6:23). We cannot get to Heaven by trying to be good (Ephesians 2:8, 9). God showed His love for us by sending His Son, Jesus, to die for us (Romans 5:8).

Believe Who Jesus is and what Jesus did.

Jesus is God's Son Who came to earth and was the only One ever to live a perfect life. He died on the cross to take the punishment for sin. He was buried and rose from the dead (1 Corinthians 15:3, 4). God promises eternal life to all who believe on the Lord Jesus Christ (Acts 16:31; Romans 6:23).

Choose to trust in Jesus.

Believe that Jesus, God's Son, took the punishment for your sin. Trust Jesus as your Savior, knowing that He is the only way you can have your sin forgiven and become a child of God.

When you trust Jesus as
Savior, God forgives your sin.
He makes you part of His family
(John 1:12) and promises you
a home in Heaven with Him
forever (John 14:2, 3).

Basic Supplies for Pre-Primary Teachers

Teaching Aids

Bible
Offering container
Flannelgraph board (26" x 36") (6063)
CD player
Pocket chart (8664)
Word strips (pkg. 75) (8666)

Paper Products

9" x 12" and 12" x 18" construction paper
in various colors
White copy paper
Butcher paper
Poster board
Card stock
Index cards
Self-adhesive labels
Lunch-size paper bags
6" and 9" paper plates
Paper cups, napkins, plastic silverware
Paper towels
Tissues

Markers

Pencils; colored pencils
Crayons; washable paint daubers
Black and colored felt-tip markers

Office Supplies

Paper clips
Brass fasteners
Rubber bands
Paper punch
Cellophane tape
Double-stick tape
Masking tape
Stapler
Scissors (sharp points for teachers; blunt ends
for students)

Adhesives

Glue sticks
Craft glue
Sticky tack

Role Play Items

Child-size mop, broom, etc.
Dress-up clothes; lengths of fabric
Plush animals
Finger puppets
Nonworking cell phones
Paper towel or wrapping paper cardboard rolls
Aluminum foil

Bulletin Boards

Scalloped Blue Border (8537)
Scalloped Yellow Border (8539)
Blue letters (8510)
Yellow letters (8513)

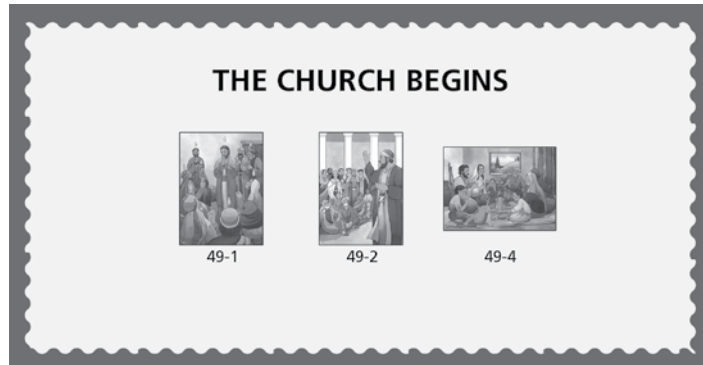
Miscellaneous

Large blocks; other types of building sets
Cardboard boxes (all sizes)
Play-Doh
Clear Con-Tact paper
Craft sticks (regular- and jumbo-size)
Premoistened towels
Hand sanitizer
Plastic tablecloths for art or food projects
Styrofoam
Large plastic bags or old shirts for smocks
Ziplock bags (sandwich- and snack-size)
Watercolor paints and brushes
Yarn
Chenille wires
Cotton balls
Note: Products with an order number are available from Regular Baptist Press.

Unit Bulletin Boards

Unit 1

The theme of unit 1 is the beginning of the church. The power of the Holy Spirit is the focus of the disciples' ability to spread the gospel. Choose a yellow background. Add a blue scalloped border (8537) and blue letters (8510) for the title as shown (order from Regular Baptist Press). Make color copies of the following teaching pictures from the downloads: 49-1, 49-2, 49-4.



Unit 2

This unit has 5 exciting lessons on God's work in the lives of the first missionaries (Philip, Peter, Paul and Barnabas). Keep the blue scalloped border and yellow background. Use the blue letters (8510) to make a new title. Mount verse poster 49-P7 (Mark 16:15).



Unit 3



This is a unit on the Rapture, Millennium, and eternity in Heaven. Keep the yellow background. Add a yellow scalloped border (8539) and use yellow letters (8513) for the title as shown. Make color copies of teaching pictures 44-11, 49-12, 49-13, and 49-14. Place as shown. Note: Picture 44-11 is only in the downloads folder.

LESSON 1 | UNIT 1

The Church's Power

Coming of the Holy Spirit

Scripture Focus

Acts 1:4, 5, 8; 2:1–11

BuildUP Theme



PREPARE TO SERVE

Christ sent the Holy Spirit to empower His church.

Measurable Response

The students will realize the Holy Spirit's power can help them serve God.

Memory Verse

"But ye shall receive power, after that the Holy Ghost is come upon you" (Acts 1:8).

Teacher Preparation

Take time to read the Scripture Focus for today. Review Christ's promises in John 15:26—16:14.

Young children might have a difficult time understanding the Holy Spirit. They are just beginning to move from concrete ideas to abstract ideas. Be patient with them and their understanding of the Holy Spirit. Prepare yourself to answer their questions according to Scripture. Show them in your Bible what Jesus said about the "Comforter."

Sometimes we fail to acknowledge the power of the indwelling Holy Spirit to do ministry. We forget that we have God in us. The same God that created and sustains the universe is living in us. How foolish we are to think we can do anything in our own strength or without His enablement. Thank God for sending the Holy Spirit. Ask Him to help you explain the Holy Spirit (Comforter) to your class.

Note: Students might relate the words "spirit" and "ghost" to Halloween. Use the term Holy Spirit, rather than Holy Ghost or just Spirit, as you teach. Remind students that Jesus called the Holy Spirit the Comforter.

Transition from Sunday School

Snack Time

1. Children should use the restroom and wash hands.
2. Distribute white cupcakes. At each child's place, swirl whipped cream to a point with aerosol whipped cream. Let each child decorate his Holy Spirit flame with a mix of yellow, orange, and red sprinkles. Show the teaching picture while students eat.
3. Have students pray, distribute napkins, and serve the snacks.



Teacher Tip

NEXT WEEK: For next week's craft, you will need a group photo of your Sunday School class. Arrange to take that photo today so you can print it for next week. Guided Play Time would be a good opportunity to take the photo.

Guided Play

Guided Play is designed for students to explore the concepts in the Bible lesson for themselves. Choose these ideas or create your own. You may prefer to set up stations that the students can choose from as they finish their snack, or you may conduct these activities as a group.

Option 1—Scarves & Pinwheels

Gather

- Colorful, lightweight scarves or fabric.
- Pinwheels (from discount stores).
- Paper fans.
- A large open play area, outside or inside.

Steps

1. This activity will help preschoolers explore air, wind, weight, and movement.
2. Let students choose a scarf or pinwheel. Encourage them to find ways to make the scarf or pinwheel move. Encourage students to run, skip, toss, or move their arms as they experiment with the movement of the objects.

ASK: What makes the pinwheel spin slower? faster?

ASK: What does your scarf do when you run? Can you make it float? Can you toss and catch it?

ASK: What makes your scarf or pinwheel move? Are you blowing? pulling? pushing? How does air speed change the movement of your pinwheel or scarf?

ASK: How can you make the scarf or pinwheel move if there is no wind? Are these things fun to play with if there is no wind?

3. Relate the effect of the wind on the scarves to the effect of the Holy Spirit on our lives.

Option 2—Blow Painting

Gather

- White construction paper.
- Plastic table covers; smocks (plastic bags with head and arms cut out or men's shirts buttoned backwards).
- Thinned tempera paint in multiple colors.

- Eyedroppers.
- Drinking straws.
- Cookie sheets (one per student).
- Paper towels and baby wipes for clean up as needed.

Steps

1. Blow painting is a simple project to teach the effects of wind.
2. Place a sheet of paper on a cookie sheet. The edges of the pan act to catch any stray paint.
3. Using an eyedropper, drop a few large drops of paint in various colors on each paper.
4. The student uses a straw to blow at the drops and spread the paint.
5. Encourage students to experiment with the direction and speed of the air they produce. How does it affect the spread of the paint? Did it work better to move around or stay in one place?
6. Print the student's name on his project and let it dry during the rest of the activities.
7. Clean up hands and tables with the paper towels and wipes.
8. Relate the effect of their breath on the paint to the Holy Spirit's effects on our lives.

Option 3—Use the Wind

Gather

- Cotton balls or pom-pom craft balls (same size for each team).
- Drinking straws.
- Masking tape.
- Wrapped candy (optional).
- Two tables or floor spaces (same sizes).

Steps

1. Organize the students into two teams. Assign each team to an identical space. Identical tables work well. Otherwise, use a floor space. Tape off a start line and a finish line. Line up an equal number of cotton balls or pom-poms on the start line for each team.
2. Give each student a straw and explain the game.

When I say "go," use your straw to blow as many cotton balls across the finish line as possible. You may not touch the cotton ball. You may not push the cotton ball with the straw. You may only blow through the straw to make the ball move. If the cotton ball falls on

the floor, it doesn't count! At the end of one minute, we will see which team got the most cotton balls across the finish line.

3. Play the game two or three times, if time permits.
4. Declare a champion team and award a small prize or piece of wrapped candy (optional).
5. Discuss.

ASK: Did anyone see the air or wind coming out of the ends of your straws? *No.*

ASK: Who could see what the wind did?

You all could see the results of the air blowing out of the end of your straw. We can't see the wind or air coming out of the straw, but we can see what it does. We believe the air is there because we can see its power.

Today we are going to learn about the coming of the Holy Spirit. The Holy Spirit is God, but the Holy Spirit does not have a body. We cannot see the Holy Spirit with our eyes, but we can see what the Holy Spirit does. By faith we believe what God's Word says about His Holy Spirit. In our lesson today, the Holy Spirit demonstrates His power in a mighty way.

Bible Study Review

The same Bible lesson that was taught in Sunday School is included below. Review the key points as you interact with the students.

The Church's Power (Acts 1:4, 5, 8; 2:1–11)

Gather

- Teaching picture 49-1.
- Teaching picture 44-11. Print from teaching picture folder on the downloads.
- Audio of people speaking in other languages.

After Jesus' resurrection, He spent forty days on earth. He appeared to hundreds of people. Jesus ate with them, He preached, and He told them to share the good news of forgiveness of sin through His death and resurrection. One day, Jesus gathered His followers together on a mountaintop and spoke to them again about what He wanted them to do.

DISPLAY: Teaching picture 44-11. (Picture is from previous quarter. Print it from the teaching picture folder on the downloads.)



44-11

Jesus had promised to come back, but He instructed the disciples to wait in Jerusalem for the coming of the Holy Spirit. From the Holy Spirit, they would receive power to preach and teach about Jesus all over the world. As they all watched, Jesus ascended up, up, UP through the clouds, back to His Father in Heaven.

After this happened, two angels appeared and reassured the disciples that Jesus would come back.

The believers went to Jerusalem to wait. As the days passed, Jesus' followers stayed together. They ate and prayed together and talked about what Jesus had taught them and the amazing miracles Jesus performed. Then one day something unexpected happened.

READ: Acts 2:1, 2.

ASK: What filled the room? *The sound of a mighty rushing wind.*

ASK: Where does the Bible say it came from? *Heaven.*

ACTIVITY: What would that sound like? Can we work together to sound like rushing wind? Let's try. (Invite students to make "swooshing" and "shhhhh" sounds together. Practice starting softer and getting louder and louder.)

They did not see the wind, but they heard the sound of wind. It was not a little breeze. It was a *mighty* rushing wind all over the house. Perhaps the believers looked out the doors and windows. Was it a storm? No! God was keeping His promise: He had sent the Holy Spirit!

Then something else happened right after that.

READ: Acts 2:3.

ASK: What appeared above each believer's head? *Fire.*

DISPLAY: Teaching picture 49-1.

The flames of fire were a way to show the people what God was doing. The fire did not hurt the people. The Bible says the flame just *appeared* above each believer's head.

READ: Acts 2:4a.

ASK: Who had come? *The Holy Spirit.*

Jesus had promised His followers that He would send the Comforter. That is what Jesus called the Holy Spirit. The flame of fire above each believer's head showed that the Holy Spirit had come and was living in each person.

Then God worked an incredible miracle through the believers who were now filled with the Holy Spirit.



49-1

**Teacher Tip**

If you have bilingual students or people in your church, let them recite John 3:16 or talk about Jesus in their own language.

READ: Acts 2:4b.

The Bible says that through the power of the Holy Spirit, the believers were each able to speak in languages that they had never learned. The disciples were able to talk about Jesus in the foreign languages of the people who had come to Jerusalem.

ACTIVITY: Play audio clips of a variety of languages so your students can hear different dialects and accents. Go to biblegateway.com and click on the Read the Bible and Audio Bible tabs. There are several foreign language Bibles available to play.

Soon, people outside the house began to wonder what was going on inside! They heard sounds of excitement! A large crowd gathered and what they heard astonished them.

READ: Acts 2:7, 8.

ASK: What did the people in the crowd hear? *They heard the disciples speaking in languages foreign to the disciples.*

READ: Acts 2:11.

Egyptians, Arabs, Romans, people from the island of Crete, and many other people could understand the disciples. At last they could learn about Jesus. God had chosen just the right time for this. All these people from other countries were in Jerusalem for a worship time the Jews called the Feast of Pentecost. They wondered how this happened. We know it was the power of the Holy Spirit.

If you have believed Jesus as your Savior, you have the help of the Holy Spirit living within you too. The Holy Spirit immediately comes to live in each person who believes in Jesus as Savior. You will not see a flame of fire over your head, but He is in you just the same.

The Holy Spirit helps each believer live in a way that pleases God. He helps believers show love, joy, peace, patience, kindness, and gentleness to others. The Holy Spirit helps us understand the Bible. He gives us wisdom to obey God's Word. The Holy Spirit gives us the power to share the gospel with others.

PRAY: Thank God for sending the Holy Spirit as Jesus promised.

Application Story

Gather

- Michael and Emily Storybook.

The Bilingual VBS

Mrs. Brown was making announcements in the morning church service: "In a few weeks our church will have Vacation Bible School!"

All the children cheered.

Mrs. Brown continued: "This year we will have a new kind of VBS. We will have VBS in Spanish! Many Spanish-speaking people have already registered their children for VBS, so we need extra help. We need Spanish-speaking teachers, helpers, and volunteers to translate. Even if you don't speak Spanish, the Holy Spirit will help you to serve God and tell these children about Jesus. Please help make our first bilingual VBS a success."

During church, Michael and Emily couldn't stop thinking about this new kind of Vacation Bible School.

"What does bilingual mean?" Michael asked on the car ride home.

"It means two languages. We will have VBS in English and Spanish this year," Daddy explained.

"Will we still have crafts and games? What about puppets?" Emily sounded worried.

"We will have all the things you love about VBS," Mommy reassured Emily. "We will have a puppet skit in English and a puppet skit in Spanish. We will have songs in both English and Spanish. We will have Bible lessons in English and Spanish so all the children can hear about Jesus in their own language."

"This sounds hard," Michael added.

Daddy agreed, "This is a big step for our children's workers, but the Holy Spirit will help us tell about Jesus in another language. Let's pray for more volunteers to help with VBS. Maybe we could even learn a few Spanish words!"

Over the next few weeks, the Williams family prayed for VBS, and they learned to say a few Spanish phrases. "Hola, mi nombre es Emily. ¿Como te llamas?" ("Hello, my name is Emily. What is yours?"). "Me alegro de que estés aquí" ("I am happy you are here"), and "¿Necesitas ayuda?" ("Do you need help?"). It was fun to learn a new language.

On the first night of VBS, the church auditorium was full of kids! It was exciting. The music leader taught everyone the theme song in English, and then in Spanish! Michael and Emily thought it was fun to sing in another language.



49-ME1

At Bible time, crafts, games, and snack, some workers spoke Spanish. Many workers did not, but everyone smiled and helped each other.

At her craft time, Emily sat by a Spanish girl named Esmerelda. Esmerelda spoke a little English. Emily was glad she had learned some Spanish words. (Show picture 49-ME1.)

“Hola, mi nombre es Emily,” Emily said.

“Mi nombre es Esmerelda,” Esmerelda answered.

Emily showed Esmerelda what to do to make her bag puppet. Both girls smiled and laughed and used their puppets to talk to each other, Emily in English and Esmerelda in Spanish.

“Emily, thank you for helping Esmerelda,” said the craft teacher. “And for learning some Spanish to talk to her. God is using you in a special way.”

At supper, Michael and Emily told about VBS. “We sang in Spanish, and I helped a Spanish friend,” Emily related.

Michael said, “Learning the memory verse in two languages was fun!”

“I know the Holy Spirit is helping all the teachers and workers do their best to help everyone learn about Jesus,” said Daddy.

“What do you mean?” Michael asked. “How does the Holy Spirit help?”

“When we trust Jesus as our Savior, God sends His Holy Spirit to help us. The Holy Spirit is fully God, just like Jesus is God, and God the Father is God. There are not three Gods. God is three Persons in one,” Daddy explained.

Mommy answered, “I know it’s hard to understand, but the Bible says when we are saved, the Holy Spirit gives each believer the power to serve and obey God. When everyone is working together and serving the Lord at VBS, that’s the power of the Holy Spirit helping them do God’s work.”

“I think this is the best VBS ever,” Michael declared.

“I can’t wait to help Esmerelda again tomorrow,” added Emily.

Questions

1. What does bilingual mean?
2. How did the Holy Spirit help the VBS workers?

3. How did Emily help Esmerelda?
4. Do you know any Spanish words?

Application Craft


Tongues of Fire Headband

Gather

- Resource 49-R1.
- Card stock or 9" x 12" construction paper.
- 12" x 18" construction paper.
- Orange, red, and yellow dot markers.
- Glue sticks; scissors.
- Stapler or tape.

Steps

1. Before class, copy resource 49-R1 onto white construction paper (one flame for each student) or lightweight card stock. Cut 12" x 18" construction paper into 3"-wide lengths, one for each child. Make a sample flame headband. Set up an art center with the copies, dot markers, and scissors.
2. Encourage the students to use the markers to paint the flame of fire.
3. Guide students to cut out the flame. Size each student's headband and tape or staple together.
4. In the center of each headband, make an X where students will glue on their flames.
5. Let students wear their headbands home.



49-R1



Clean Up and Say Good-bye

Gather

- Strong Kids at Home take-home paper and cover wrap for each student.
- Students' crafts and student book pages (from Sunday School).

Steps

1. Enlist the students' help to clean up the craft area and your classroom.



Teacher Tip

For next week's craft, you will need a group photo of your Sunday School class. Take that photo today so you can print copies for next week's craft.

2. Give each student a copy of Strong Kids at Home take-home paper for Pre-Primaries and the cover wrap as well as the student book page for lesson 1. The take-home paper has additional activities for parents to complete with their children as a way of reinforcing the lesson and measuring spiritual growth.
3. Close in prayer and thank each child for coming to church today.
4. Take a group photo today for next week's application craft project.
5. Sing the "Good-bye Song" to the tune "If You're Happy and You Know It."

It's time to say good-bye to all our friends. *(Wave to a friend.)*

It's time to say good-bye to all our friends. *(Wave to another friend.)*

We have learned a lot today. *(Nod yes and tap head.)*

May God keep you in all ways. *(Praying hands.)*

Oh, it's time to say good-bye to all our friends. *(Wave.)*