

Doing Church

Essentials for an Effective Ministry

1 TIMOTHY



Strong Adults Introduction	3
Strong Adults Resources	4
How to Teach Strong Adults Lessons	5
Leading a Student to Christ	5

Session	Title	Theme	Page
1	Seek God's Solutions	God provides Biblical solutions to church problems.	7
2	Teach with Biblical Purposes	God gives Bible teachers target objectives for their teaching ministries.	14
3	Share Transformational Grace	God's grace can transform anyone into an effective servant of Christ.	22
4	Prioritize Prayer	God wants churches to respond with prayer when facing internal and external problems.	30
5	Follow God's Authority Guidelines	God gives conduct and character guidelines for women believers.	38
6	Pastor with Godly Character	God has established a high standard of character and conduct for pastors.	45
7	Select Godly Deacons	God wants the church to select deacons with godly character.	52
8	Preserve God's Truth	God holds the church responsible for preserving God's truth.	59
9	Measure Spiritual Health	God defines spiritual growth so we might evaluate our spirituality.	67
10	Show Loving Care	God expects church members to communicate skillfully and to care for one another compassionately.	75
11	Encourage Your Pastor	God expects a church to choose a godly pastor and properly compensate and care for him.	83
12	Glorify God at Work	God wants believers to seek to glorify Him in their workplaces.	91
13	Pursue Godliness over Wealth	God blesses godly and content believers with true fulfillment and prosperity.	99



Regular Baptist Press

10300 • © 2026 Regular Baptist Press • Printed in U.S.A.

Scripture quotations marked NKJV are from the New King James Version®. Copyright © 1982 by Thomas Nelson, Inc. Used by permission. All rights reserved. Scripture quotations marked ESV are from The Holy Bible, English Standard Version® (ESV®), copyright © 2001 by Crossway, a publishing ministry of Good News Publishers. Used by permission. All rights reserved.

STRONG

curriculum

A world weak on truth needs a strong, trustworthy message. STRONG Curriculum builds stronger churches by teaching all Scripture to produce spiritually mature believers who measure up to the stature of Christ.

A Plan You Can Trust








The Bible has the answers to what adult learners need most. No other book or philosophy contains God's power to save and transform lives. Because of this, we've made it our unwavering commitment to build Strong Adults upon the sure foundation of God's Word. With this curriculum, your church can develop adults who will be strong defenders of the faith.

Strong Adults is designed around the seven teaching aims Jesus modeled in His ministry. Those aims are listed in the box to the right. Note that the first letter of each aim spells out **BuildUP**, a word that captures the curriculum's overall aim to build stronger churches through God's Word.

Every session in the Strong Adults courses addresses one of Jesus' seven teaching aims. Since the **BuildUP** aims are Jesus' aims, you can be confident in their importance and effectiveness. Take time to familiarize yourself with each of the aims. And plan to introduce them to your learners. Look for the **BuildUP** icons in the table of contents and on the first page of each lesson.

The Strong Adults scope and sequence covers every Bible book, the major doctrines, and important topics. The Bible books alternate between Old Testament and New Testament, going in order of their appearance in the Bible. The scope and sequence will begin with the courses on Philipians and Job and proceed to the end of each testament before starting over with Genesis and Matthew.

JESUS' TEACHING AIMS


-  **BELIEVE THE GOSPEL.** Jesus taught His students to trust in Him alone for salvation and to share the gospel with others. This aim is obviously fundamental to all the rest.
-  **UNDERSTAND BIBLICAL ETHICS.** Jesus instructed His students to live according to moral values. These values provided them with the tools to make wise decisions.
-  **INTERNALIZE GODLINESS.** Jesus taught His followers to be godly on the inside. He warned them not to become like the Pharisees, with a mere outward appearance of godliness.
-  **LEARN DOCTRINE.** Jesus knew the importance of teaching His students the truth and identified doctrine as one of the means for spiritual growth. Wishy-washy doctrine leads to faulty practice.
-  **DEVELOP LIFE SKILLS.** Jesus taught His followers to meet life's challenges in a way that honored and glorified God. He gave them the skills to navigate those challenges successfully.
-  **UPLIFT OTHERS.** Jesus' life was all about others. Leading by example, He taught His followers to be all about others too.
-  **PREPARE TO SERVE.** Jesus prepared His followers to serve in the context of local churches that were established soon after His ascension. He emphasized sacrifice and dedication.

STRONG[®] curriculum

Kit Contents

- ☐ Teacher Guide
- ☐ 4 Bible Study Books
Order one book for each learner
- ☐ Digital Access Download Code
Gives you access to downloadable PowerPoint presentations, Prezis, visuals, promotional materials, and more.
- ☐ Posters

This Doing Church covers the book of 1 Timothy. Paul wrote the book to help a young pastor and a relatively new congregation learn the essentials of a quality church. Paul's instructions provide today's churches with an excellent assessment tool. The apostle shared guidelines for teaching, prayer, gender roles, leadership, and doctrine.



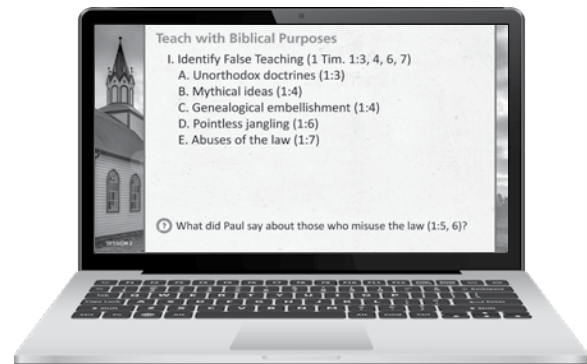
Digital Access Card



Ordering Information

All materials are available from Regular Baptist Press.

- Web: www.StrongCurriculum.com
- E-mail: orders@rbpstore.org
- Toll-free orders in the United States:
1-800-727-4440
- Fax: 1-847-843-3757
- Canada: Contact your distributor.



The Doctrinal Basis of Our Curriculum

A more detailed statement with references is available upon request.

- | | | | |
|---|--|---|---|
| <ul style="list-style-type: none"> • The verbal, plenary inspiration of the Scriptures • Only one true God • The Trinity of the Godhead • The Holy Spirit and His ministry • The personality of Satan • The Genesis account of creation • Original sin and the fall of man | <ul style="list-style-type: none"> • The virgin birth of Christ • Salvation through faith in the shed blood of Christ • The bodily resurrection and priesthood of Christ • Grace and the new birth • Justification by faith • Sanctification of the believer | <ul style="list-style-type: none"> • The security of the believer • The church • The ordinances of the local church: baptism by immersion and the Lord's Supper • Biblical separation—ecclesiastical and personal • Obedience to civil government • The place of Israel | <ul style="list-style-type: none"> • The pretribulation rapture of the church • The premillennial return of Christ • The millennial reign of Christ • Eternal glory in Heaven for the righteous • Eternal torment in Hell for the wicked |
|---|--|---|---|

How to Teach **STRONG** adults Lessons

Leading a Student to Christ

STRONG ADULTS has been designed to help you clearly present God's Word to your students. Each lesson will guide students through the Bible, encouraging them to interact with the material and apply it to their lives.

Familiarize yourself with the teaching resources so you can maximize your effectiveness in the classroom. Find the download card in your kit. Follow the instructions on the card to gain access to the teaching resources you will need throughout the course. The downloadable resources include a PowerPoint for each session, a Prezi presentation for select sessions, visual resources, and promotional materials.

Encourage students to do their Bible study book lessons before class so that they are ready to interact when you ask the questions during your lesson. Note that the questions and commentary in this leader's guide match those in the Bible study books.

Some of the PowerPoint presentations contain additional slides that obviously tie into the teacher guide lessons. Make sure you review the PowerPoint presentations before teaching.

Before Each Lesson

- Read the **Scripture Focus** passage several times. Read and ponder the **Teacher Preparation** section on the first page of the lesson.
- Read the **BuildUP Theme, Measurable Response, and Session Summary** to get an overview of the lesson. Work on the **Memory Verse**.
- Read the **Bible Study** and the passages referenced in the lesson. Read the questions and answers. Consider additional questions and answers to add to the session.
- Plan how to use the PowerPoint or the Prezi. Practice using them along with the lesson.
- Prepare any materials you will need for the **Session Starters**.
- Read the steps and questions in the **Session Application** section of the lesson. Consider how to personalize the application.
- Pray for yourself, your students, and your lesson.

AS A TEACHER, your most important concern is the personal salvation of your learners. Talk to them about whether they know Jesus Christ as their Savior. Consider giving your students several minutes to write out an answer to a question like, How can a person get to Heaven? Collect their answers and read them during the following week. Talk to any of your students who seem confused about salvation. Present the gospel to them and provide the opportunity for them to trust in Christ. If possible, deal with students individually.

The Plan of Salvation

- Everyone is a sinner. No one can live up to God's perfect standard (Romans 3:23).
- Sin's penalty is death (Romans 6:23).
- God loves us and sent His Son, Jesus Christ, to pay for our sin. Christ died in our place (John 3:16; Romans 5:8).
- When people place their trust in Jesus' payment for sins, Christ becomes their Savior. God forgives their sins and grants them eternal life (John 1:12; 5:24). Everlasting life begins the moment we trust in Jesus (John 3:36).
- Once people are saved, they are always saved. Nothing could take them out of God's hand; they are secure (John 10:27–29).
- The experience of the new birth (being born into God's family) is not based on a feeling, but on confidence in God's Word (1 John 5:11, 12).

Encourage students to pray, but explain that prayer does not save a person. Prayer is how we communicate our inward thoughts to God. Ask new believers to explain what they have done and what has happened to them.

Discipleship

Give new believers guidance in reading the Bible and explain the importance of prayer. Connect them to someone to who can invest in teaching them how to live the Christian life. Your goal is for the new believer to become a disciple maker him- or herself.

SESSION 1

seek God's solutions

SCRIPTURE FOCUS

Acts 16:1–5; 18:1–3, 18–26;
19:8–10; 20:17–31; Phil. 2:19–23;
1 Tim. 1:1–3; 3:14, 15; 2 Tim. 2:1, 2

BUILDUP THEME



PREPARE TO SERVE

God provides Biblical solutions to church problems.

MEASURABLE RESPONSE

The students will affirm their commitment to the course goals.

MEMORY VERSE

“But sanctify the Lord God in your hearts, and always be ready to give a defense to everyone who asks you a reason for the hope that is in you, with meekness and fear”
(1 Peter 3:15). NKJV

“But in your hearts honor Christ the Lord as holy, always being prepared to make a defense to anyone who asks you for a reason for the hope that is in you; yet do it with gentleness and respect” (1 Peter 3:15). ESV

Teacher Preparation

- ☐ Read 1 Timothy 1:1–3; 3:14, 15. Paul called the church the house of the living God and the pillar and buttress of the truth. God values your church just as much as He did the Ephesian church. He wants your church to know and teach the truth. As an adult Bible teacher, you play an important role in what God wants to accomplish through your church.
- ☐ Have you seen your role as a teacher as essential to God's work through your church? Does your preparation for teaching reflect the importance God places on your role? How so?
- ☐ God is the “living” God. He is presently active in you and in your church. He cares about what you teach and how you teach it. Thank Him for the opportunity and express your dependence on Him to conduct your ministry effectively.

Session Summary

Paul, along with trusted colleagues, established a vibrant church in Ephesus. Timothy was eventually appointed to be the senior pastor. Problems surfaced as the church increased its ministries. Paul wrote to help Timothy and the Ephesian church address those problems. Paul expressed confidence that God has the answers to church problems.

Session Starters

Option 1—Epic Collapse

Steps

1. Read the following account of the greatest collapse in sports history.

The greatest collapse in sports history belongs to the Houston Oilers in an AFC wild-card game on January 3, 1993. Houston returned an interception for a touchdown to give them a 35-3 lead over the Buffalo Bills. But Frank Reich, the Bill's backup quarterback, threw four touchdown passes to lead his team to overtime. Buffalo kicker Steve Christie sealed the improbable win with an overtime field goal. Oilers cornerback Cris Dishman called the debacle the "biggest choke in history."

2. Discuss epic collapses.

ASK: What collapses have you witnessed in sports or in other realms? (Q1)

ASK: To what did you attribute the collapse? (Q2)

ASK: What do you think could cause a church to fail? (Q3)

3. Transition to the Bible study.

The church at Ephesus had a great start under Paul's leadership. But he knew a strong start didn't guarantee a strong finish. He wrote to Timothy to guide him in dealing with issues so the church might continue to positively impact people for Christ.

Option 2—Church Planting Experience

Steps

1. Discuss church planting.

ASK: What experience do you have with planting a church?

ASK: How did the experience help you understand the importance of doctrine?

ASK: How deeply were you invested in the church's success?

2. Transition to the Bible study.

Paul planted the church at Ephesus and became deeply invested in its ongoing success. He wrote to Timothy, the church's pastor, with instructions on church life. His instructions are the focus of this course. They serve as a barometer for our ministry, showing us adjustments we need to make and encouraging us to stay the course in other areas.

Bible Study

I. Paul Planted the Ephesian Church

Paul's founding of the Ephesian church forms the background for the book of 1 Timothy. Ephesus sits on the southwestern coast of what is now modern Turkey.

A. He laid the doctrinal foundation (Acts 18:1–3, 18–26)

READ: Acts 18:1–3.

Acts 18 contains a partial accounting of Paul's second and third missionary journeys. Paul traveled from Athens to Corinth where he met Aquila and Priscilla. The couple had come to Corinth from Italy when Roman emperor Claudius commanded all Jews to leave Rome. Aquila and Priscilla developed a friendship with Paul because they shared his tent-making vocation.

After about a year and a half of fruitful ministry in Corinth, Aquila and Priscilla followed Paul to the province of Syria and the city of Ephesus. Paul began his Ephesus ministry by preaching Christ in the synagogue. And after declining an invitation to stay longer and continue his ministry, Paul planned his return trip to Jerusalem and Antioch, leaving Aquila and Priscilla to continue the work in Ephesus (18:18–21). Aquila and Priscilla added Apollos, an articulate and intelligent speaker, to their leadership team.

READ: Acts 18:24–26.

Paul had impressed upon Priscilla and Aquila the need for accurate doctrine when building a church. When they recognized some inaccuracies in Apollos's generally solid teaching, they pulled him aside to correct his misunderstanding of some doctrinal truths. They appreciated Apollos's enthusiasm and boldness, but they knew from Paul that Apollos's message was more important than how he delivered it. The couple understood that they needed to ensure the Ephesian church continued on a solid doctrinal standing.

ASK: On what foundations, besides sound doctrine, might a church attempt to build its ministry? (Q4) *Making people feel comfortable, entertained, or affirmed.*

When Priscilla and Aquila pulled Apollos aside to instruct him, they risked offending him and losing his fervency and enthusiasm. They took the risk because they didn't see fervency and enthusiasm as suitable foundations for the Ephesian church.

B. He demonstrated effective ministry (Acts 19:8–10)

Paul made his way back to Ephesus on his third missionary journey.

Apollos eventually left Ephesus to go to Corinth to preach Christ and refute Jews who doubted Jesus' identity as the Messiah (Acts 18:27, 28).

After three months of making a case for the kingdom of God in the synagogue, he withdrew to the school (lecture hall) of Tyrannus to continue his reasoning. The Jews in the synagogue weren't interested in hearing Paul promote Jesus as the Messiah and rightful heir to God's throne. They weren't fertile ground for the gospel. But Paul's ministry had a tremendous impact in the lecture hall among Greeks and interested Jews. His lecture-hall-based ministry spread to the entire region over two years and led to the establishment of a network of churches in and around Ephesus.

READ: Acts 19:8–10. **ASK:** What key phrase in these verses reveals why Paul's ministry was so effective and far-reaching? (Q5) *The people listening to Paul "heard the word of the Lord."*

Paul pointed people to the Lord and instructed them to follow Christ. Consequently, his ministry spread. The Jews in the synagogue who spoke evil of the Way were interested in promoting themselves and in gaining followers. Their social media pages would have been all about likes rather than substance. Effective ministers build Christ's "likes" and "followers" rather than their own.

C. He prepared them for trouble (Acts 20:17–31)

Before departing, Paul summoned the elders of the network of churches in and around Ephesus to meet him in Miletus so he might address them and prepare their churches for inevitable trouble.

READ: Acts 20:17–31. **ASK:** How thoroughly had Paul prepared the church at Ephesus for coming problems? (Q6) *Paul said he showed deep emotion in consistently warning them about the rise of troublemakers from both outside and inside their churches.*

Paul reviewed his process in planting the Ephesian church. He had declared to them the whole counsel of God as the church's foundation (20:20, 21, 27) and he had lived among them as a model minister of Christ (20:24). Paul had put his blood, sweat, and tears into planting the Ephesian church. Fittingly, he wanted the elders to protect his personal investment by watching out for troublemakers who would work to draw disciples to themselves and away from Christ through twisted versions of the truth (20:29, 30). Such troublemakers would be effective because their message would sound familiar, plausible, and authoritative. Paul, of course, was referring to Judaizers who used select truths from the Old Testament to build a case for rejecting Christ and following them and their teachings.

At some subsequent point, the church called Timothy to be their pastor. Shepherding and protecting Christ's flock in Ephesus became his responsibility. So, Paul wrote two letters to Timothy to instruct and encourage him.

II. Paul Developed Ephesian Leaders

A. He mentored Timothy (Acts 16:1–5; 1 Tim. 1:1, 2)

Paul met Timothy while he was on his second missionary journey. From that moment, Paul must have seen potential in Timothy. He started to mentor the young believer for future ministry.

READ: 1 Timothy 1:1, 2.

Timothy was Paul's "son" in the faith in that Paul helped Timothy mature and prepare for the rigors of pastoral ministry.

READ: Acts 16:1–5. **ASK:** What ministry lessons would Timothy have learned from serving alongside Paul? (Q7) *How to face persecution without running away in fear, how to explain and share the gospel, how to move people from new believer to mature Christian, how to deal with opposition, how to organize and start a church.*

For Timothy, having Paul as a mentor was both a privilege and a challenge. Paul's knowledge, insight, and experience provided Timothy with direction, but the same qualities must have intimidated the young pastor. Perhaps Timothy wondered if he would ever reach Paul's high standard and track record of success.

ASK: Who has mentored you in ministry? (Q8)

ASK: Did you ever feel intimidated by your mentor? Explain. (Q9)

B. He counseled Timothy (1 Tim. 1:3; 3:14, 15)

The great start for the church at Ephesus must have helped Timothy. But the stern warnings Paul gave had to be on his mind (Acts 20:29–31). Apparently, as he entered ministry, the "ravening wolves" were already causing trouble among his flock. Paul opened his first letter to the pastor with a reminder that he had strongly counseled Timothy to stay put in Ephesus, a sign that Timothy and the church were facing serious problems.

READ: 1 Timothy 1:3. **ASK:** What was at the root of Timothy's struggle in Ephesus? (Q10) *There were people who taught false doctrines that threatened the church's sound foundation.*

Paul had already invested time and significant energy into Timothy. He didn't want to see him give up in the face of problems and thereby jeopardize the Ephesian church. Paul wrote Timothy to reinforce what the young pastor had already learned, to fill in gaps in his understanding, and to address current issues that threatened the church. Paul's instructions helped Timothy and the church navigate first century church ministry. Much of what Paul taught applies to our church today.

BIBLE STUDY: Organize the class into groups. Assign each group three or four of the following passages from 1 Timothy and ask them to identify the problems that Paul addressed. The groups will need to “read between the lines,” realizing that Paul gave specific instructions to deal with existing problems that he didn’t directly name. (See answers following each passage.) (Q11)

- 1:3–6 (Some were departing from the exposition of Scripture to teach extra-Biblical doctrines and ideas.)
- 1:7 (Some wanted to be teachers but did not have a good grasp on the Word.)
- 2:8 (Men were living unholy lives characterized by doubt and quarreling.)
- 2:9, 10 (Women were more concerned with what they wore and how their hair looked than with developing godly character.)
- 3:1–13 (Men with ungodly character desired leadership positions.)
- 4:1–5 (Some taught demonic doctrines that put believers under extrabiblical rules.)
- 4:12 (Not all the older believers were respecting their younger pastor.)
- 5:3, 4 (Some children were not taking care of their widow mothers.)
- 5:13 (Idle women were going from house to house sharing juicy gossip and spreading dissension.)
- 5:19, 20 (Some members were making unfounded accusations against the elders, and some of the elders may have been living with unrepentant sin.)
- 6:9, 10 (Some members were caught up in materialism and neglecting to serve the Lord.)

The Ephesian church faced difficult issues that threatened to dishearten Timothy and divide the congregation. The church’s strong initial testimony was on the brink of being tarnished. Somehow Paul received a report about the problems. Caring deeply for young Timothy and the Ephesian congregation, Paul wrote to guide their responses. First Timothy 3:14 and 15 is the key passage to understanding Paul’s purpose for writing.

READ: 1 Timothy 3:14, 15. **ASK:** What is true of the church according to Paul’s note to Timothy? (Q12) *It is of utmost importance because it is the church of the living God and the pillar and buttress of truth, including the gospel.*

Every church will face problems. On those occasions, the church needs to humbly respond to wise instruction from God’s Word, remembering the importance God places on the church. Having Paul’s inspired letter to Timothy provides valuable guidance to churches today.

C. He commended Timothy (Phil. 2:19–23; 2 Tim. 2:1, 2)

Before Paul even wrote 1 Timothy, he had already written the book of Philippians and noted Timothy's proven character.

READ: Philippians 2:19–23. **ASK:** What was the result of Paul's ministry in Timothy's life? (Q13) *Timothy sincerely cared for others and consistently sought the things of Christ. Paul fully trusted Timothy with an important mission.*

A few years after writing 1 Timothy, Paul wrote to Timothy again and encouraged him to be active in identifying and mentoring faithful men to become mentors themselves. Paul's encouragement demonstrated that Timothy was well-trained and well-equipped to lead the Ephesian church.

READ: 2 Timothy 2:1, 2.

The mentoring method that the Lord initiated with His disciples was His strategy for leadership development that led to church growth and expansion. Paul and Timothy used it, and the strategy continues to be God's plan for preparing leaders today. Paul's letters to Timothy are foundational to leadership and church development today.

ASK: What do you think our church might gain from studying 1 Timothy? (Q14)

Session Application

Gather

- Essentials poster.

Steps

1. Your church may currently be facing a problem. If not, it will. Encourage your class to affirm the following three course goals as you embark on this study of 1 Timothy. (Q15)
 - Keep our desire for a dynamic ministry during frustrating challenges.
 - Use challenges to bond us together as a church family.
 - Commit ourselves to reinforcing the basics of ministry as we study 1 Timothy.
2. Ask two or three volunteers to lead the class in prayer, asking the Lord to use the counsel of His Word in this quarter to make your church stronger. (Q16)
3. Post the Essential poster in your classroom. Each week add a short statement that summarizes the essential for the session. Write the statements on the lines that correspond to the session number. Note that the session titles serve as sample statements.



Essentials Poster