

God Plans



Strong Kids Introduction	2
Primary Resources	3
Basic Classroom Supplies	4
Unit Bulletin Boards	4
Knowing Your Primary Students	5

Session	Title	Theme	Verse	Page
Unit 1 God's Plan for Creation Begins				
1	God Is Holy	God is holy and completely separate from sin.	1 Timothy 1:17	6
2	God Made the Universe	God created the world by His awesome power.	Psalms 147:5	16
3	God Created Adam and Eve	God personally relates to people.	Genesis 1:27	26
4	God Holds Everything Together	God holds His creation together.	Colossians 1:17	35
5	God Gave Grace	God's grace is sufficient to cover all our sin.	Hebrews 9:22b	44
6	God Rescued a Family	God offers to rescue us from our sin.	Genesis 6:8	55

Unit 2 God's Plan for Salvation Begins				
7	God Made a Promise	God promised to bless the world through Abraham.	Genesis 12:3c	65
8	God Provided a Substitute	God provided Christ as our substitute sacrifice for sin.	2 Corinthians 5:21	74
9	God Accomplished His Will	God is worthy of our faith and obedience.	Hebrews 11:1	82
10	God Revealed His Presence	God is with us and working out His plan.	Hebrews 13:5b	90
11	God Went with Joseph	God wants us to trust Him even when troubles come.	Genesis 39:2a	99
12	God Remembered Joseph	God wants us to trust Him through disappointments.	Psalms 40:1, 3b	108
13	God Saved His People Alive	God wants us to recognize His plan for our good.	Psalms 37:5	117



Regular Baptist Press

RBP23040 • Fall Quarter • Year 1 • © 2018 Regular Baptist Press • Printed in U.S.A.

Scripture quotations marked NKJV are from the New King James Version®. Copyright © 1982 by Thomas Nelson, Inc. Used by permission. All rights reserved. Scripture quotations marked ESV are from The Holy Bible, English Standard Version® (ESV®), copyright © 2001 by Crossway, a publishing ministry of Good News Publishers. Used by permission. All rights reserved.

STRONG[®]

curriculum

A world weak on truth needs a strong, trustworthy message. STRONG Curriculum builds stronger churches by teaching all Scripture to produce spiritually mature believers who measure up to the stature of Christ.

A Plan You Can Trust

Regular Baptist Press firmly believes God's Word is living and powerful and more effective than any idea or philosophy man could ever dream up. The Bible is Spirit empowered, so it cannot fail to strengthen kids who interact with its truths. Believing this, we purposefully built Strong Kids on Bible bedrock. We know the curriculum's solid Biblical foundation will make it transformational.

Strong Kids provides each age group with the age-appropriate plan to prepare kids to successfully take the next step in their spiritual growth. The lessons for all five age groups form five steps for building spiritually strong kids.


Strong Kids for Primaries tracks through the Bible chronologically but breaks at times to provide students with a deep understanding of Jesus and His part in God's plan to save the world. Students grasp Who Jesus is, what He is like, and why He came to earth.


The Strong Kids scope and sequence is built on the seven teaching aims Jesus had during His earthly ministry. Identifying Jesus' aims helps you teach the Bible with purpose and clear goals in sight. Every lesson in the Strong Kids scope and sequence addresses at least one of Jesus' teaching aims.





Look for the BuildUP icons in the table of contents and on the first page of each lesson.


JESUS' TEACHING AIMS


 **Believe the gospel.** Jesus taught His students to understand, believe, and then share the gospel. This aim is obviously fundamental to all the rest.


 **Understand Biblical ethics.** Jesus instructed His students to live according to moral values. These values provided them with the tools to make wise decisions.

 **Internalize godliness.** Jesus taught His followers to be godly on the inside. He warned them not to become like Pharisees, with a mere outward appearance of godliness.

 **Learn doctrine.** Jesus knew the importance of teaching His students the truth and identified doctrine as one of the means for spiritual growth. Wishy-washy doctrine leads to faulty practice.

 **Develop life skills.** Jesus taught His followers to meet life's challenges in a way that honored and glorified God. He gave them the skills to navigate those challenges successfully.


 **Uplift others.** Jesus' life was all about others. Leading by example, He taught His followers to be all about others too.

 **Prepare to serve.** Jesus prepared His followers to serve in the context of local churches that were established soon after His ascension. He emphasized sacrifice and dedication.

In this quarter's Strong Kids for Primaries, students will learn all about God's plan for creating the world. They will also study God's plan to save the world through Christ, beginning with Adam and Abraham.

Teacher Kit Contents

- ☐ Teacher Guide
- ☐ Teaching Picture Book
- ☐ Flannelgraph figures
- ☐ Posters
- ☐ Download code for videos, resources, and other classroom materials



Student Materials (sold separately)

- ☐ Student Book (1 per student)
- ☐ Take-Home Papers (1 per student)
- ☐ Memory Verse Booklet (1 per student or per family)
- ☐ Attendance Charts and Stickers (1 set per 5 students)



Classroom Materials (onetime purchase)

- ☐ Strong Kids Music, vol. 1



Ordering Information

www.StrongCurriculum.com • Email: orders@rbpstore.org • 1-800-727-4440 • Canada: Contact your distributor.

The Doctrinal Basis of Our Curriculum

A more detailed statement with references is available upon request.

- The verbal, plenary inspiration of the Scriptures
- Only one true God
- The Trinity of the Godhead
- The Holy Spirit and His ministry
- The personality of Satan
- The Genesis account of creation
- Original sin and the fall of man
- The virgin birth of Christ
- Salvation through faith in the shed blood of Christ
- The bodily resurrection and priesthood of Christ
- Grace and the new birth
- Justification by faith
- Sanctification of the believer
- The security of the believer
- The church
- The ordinances of the local church: baptism by immersion and the Lord's Supper
- Biblical separation—ecclesiastical and personal
- Obedience to civil government
- The place of Israel
- Pretribulation rapture of the church
- The premillennial return of Christ
- The millennial reign of Christ
- Eternal glory in Heaven for the righteous
- Eternal torment in Hell for the wicked

Basic Classroom Supplies

Unit Bulletin Board Ideas

Teaching Aids

Flannelgraph board (26" x 36") (6063)
CD player
Pocket chart (8664)

Paper Products

Construction paper
White copy paper
Index cards
Sentence strips
Paper plates
Paper cups, napkins, plastic silverware
Paper towels

Markers

Pencils
Crayons
Colored pencils
Washable markers

Office Supplies

Cellophane tape
Masking tape
Scissors (sharp points for teachers;
blunt ends for students)

Adhesives

Glue sticks
Craft glue
Sticky tack


Miscellaneous

Play-Doh
Plastic tablecloth for art or food projects
Ziplock bags
Yarn
Hand sanitizer

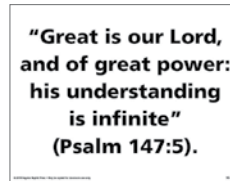
If you have a bulletin board available in your classroom, the following are specific ways to use your bulletin board throughout the quarter.

Unit 1—God's Plan for Creation Begins

Attach a dark blue or black bulletin board backing to the board. Place the Super Space scalloped border (RBP31402). Print resources 96-R30—96-R33 from the downloads site. Cut out the planets and arrange them on the bulletin board. Place 96-R33 on the board. If desired, cut out star shapes from metallic gold paper and arrange on the board with the planets.



96-R30—96-R32



96-R33

Unit 2—God's Plan for Salvation Begins

Use a light blue bulletin board backing and the scalloped red border. Use black letters (RBP8512) to make a sentence title: We Can Trust God. Print teaching pictures 96-8, 96-10, 96-12, and 96-14 from the downloads site and arrange them on the board.



96-9, 96-10, 96-12, 96-14

Note: Products with an order number are available from Regular Baptist Press.

Knowing Your Primary Students

Description of Physical, Social, and Emotional Development

- I AM GROWING stronger and gaining increased control over my body.
- I HAVE LOTS of physical energy and will often keep going until I am exhausted.
- I AM DEVELOPING better hand-eye coordination, allowing me to engage in artistic activities.
- I WANT to be liked by my peer group.
- I PREFER playing with children of my same sex, but I may include the opposite sex if someone is interested in the same thing I am.
- I AM BECOMING modest and want privacy.
- I MAY BE less physically demonstrative and prefer verbal praise and encouragement.
- I HAVE STARTED school, so I will have more self-control in the classroom setting.

Cognitive (Learning) Development

- I SEE MYSELF as an individual.
- I AM BEGINNING to think for myself and develop my own opinions.
- I AM CAPABLE of independent problem solving and will spend time and energy completing tasks in the expected manner.
- I AM LEARNING to think logically—and to be able to justify my thinking.
- I CAN UNDERSTAND the difference between past, present, and future.
- I CAN BUILD on what I know and understand when I am reminded of the content of previous lessons.
- I AM ABLE to conform to adult ideas about what is appropriate behavior and to recognize what behavior is and is not appropriate.

Effective Responses

- PROVIDE ways for students to expend energy—without overdoing it and causing students to be too tired before lesson time.
- ENSURE individual privacy during restroom breaks.
- ALLOW enough time for activities and crafts so students do not feel rushed and become frustrated.
- REMIND students of expected classroom behavior—keep your hands to yourself, respect the personal space of others, listen, and pay attention.
- ENCOURAGE students to get to know one another; provide opportunities for them to talk.
- COMPLIMENT achievement with brief, verbal praise.

Effective Instructional Methods

- LISTEN carefully to students' ideas about God and the Bible; correct misunderstandings with simple, kind responses.
- EMPHASIZE reverence, love, and obedience for God and His Word.
- TALK with students about salvation. This is the age when many children accept Christ.
- BUILD on what the students already know about God and the Bible and on concepts from the previous lesson. (This requires you to know your students.)
- CONTINUE giving guided instruction while giving opportunities for basic independent problem solving.
- ENCOURAGE students to briefly explain their answers or opinions.

LESSON 1 | UNIT 1

God Is Holy

God's holiness

Scripture Focus

Lev. 19:2; Isa. 6:1–5; 14:12–15;
Ezek. 28:13–19

BuildUP Theme



LEARN DOCTRINE

God is holy and completely separate from sin.

Measurable Response

Students will praise and fear God for His holiness. If unsaved, students will consider a decision for salvation.

Memory Verse

"Now to the King eternal, immortal, invisible, to God who alone is wise, be honor and glory forever and ever" (1 Timothy 1:17). NKJV

"To the King of the ages, immortal, invisible, the only God, be honor and glory forever and ever" (1 Timothy 1:17). ESV

Teacher Preparation

- ☐ Read Leviticus 19:2; Isaiah 6:1–5; 14:12–15; Ezekiel 28:13–19.
- ☐ Holiness is probably the greatest of God's attributes. It means He is completely pure in all He does. There is never any sin in God, and He can do no sin. God's holiness influences all He is and does. Any study of God should begin with His holiness.
- ☐ Because God is holy, He will never tolerate sin. He hates sin and judges sinners, including angelic sinners. When the angel Lucifer filled with pride and sinned against God, for example, God cast him out of Heaven and condemned him. This session will use the case of Lucifer (Satan) to help your class understand the importance of God's holiness.
- ☐ The better you understand God's holiness, the more you will sense our own sinfulness and need for God's forgiveness. As you study, renew your commitment to holy living. Express to God your intention to depend on His enabling to live holy before Him.

Attendance Charts & Review

Give each student an attendance and verse chart. Student may write their names on their charts. Give each student sticker 1 to put in place for attendance. Next week, give your students an opportunity to earn the small leaf sticker by quoting this week's memory verse.

If you still have the attendance charts from previous quarter, give your students the opportunity to complete the chart and earn a church sticker by quoting last week's memory verse, Revelation 21:3.

Attendance Chart



Attendance Stickers



Week 1 Sticker



Session Starters

Option 1—Clean vs. Dirty

Gather

- Several clean, white items (e.g., white towel, white sheet of paper, cotton balls, white china plate).
- Jelly or other spreadable food item.
- Spoon.

Steps

1. Display all the clean items.

ASK: What do all these items have in common? *They are clean.*

2. Display the jelly. Open it and smear jelly on each item. If desired, enlist the students' help. Smear a tiny dot on the cotton ball, a small streak on the sheet of paper, a big smudge on the white towel, and a large smear across the plate.

ASK: What did I do to the items? *You got all of them dirty.*

ASK: Are any of them dirtier than the others? *Yes.*

3. Have students line up the items from least dirty to most dirty.

ASK: Which items are still clean? *None.*

ASK: Why? *Because an item cannot be clean if it is dirty. It is either dirty or clean; it can't be both.*

4. Transition to the Bible study.

We are going to study God's holiness. When we say God is holy, we mean that God is perfectly pure, clean, and without sin. If He had even just one sin, then He would not be holy. Let's explore God's Word and study God's holiness.

Option 2—Light vs. Dark

Gather

- Shoebox.
- Scissors.

Steps

1. Before class, cut a small hole in the lid or side of a shoebox.

Write "God is light, and in Him is no darkness" inside the shoebox on the bottom.

2. Display the shoebox and have students take turns looking through the hole in the box.

ASK: What do you see inside the box? *Darkness.*

It would be cool if we could open the box and lift the darkness out to get a better look at it. Let's try to do that.

3. Open the box quickly and stick your hand in it as if you are trying to grab the darkness before it disappears. Do this several times. Ask students to try it too.

ASK: Why can't we grab the darkness and take it out of the box? *The light from the room floods the box. Darkness and light cannot be in the same place at the same time.*

4. Point out the sentence in the bottom of the box.

The sentence written in the box is based on 1 John 1:5.

READ: 1 John 1:5.

In this verse the apostle John described God by comparing Him to light. His description of God tells us that God has light and no darkness.

5. Transition to the Bible study.

God's "light" is His holiness. To be holy means to have no sin. God could never commit a sin. He is perfect and totally separate from sin. We will learn more about God's holiness in our lesson for today.

Bible Study

Gather

- Teaching picture 96-1.
- Poster 96-P1 (cut apart the four sections).
- Craft jewels.
- Red food coloring.
- Water in a clear glass.
- Chair (optional).
- White sheet (optional).



96-P1 NKJV 96-P1 ESV

I. The Origin of Satan

DISPLAY: "God" section from poster 96-P1.

God is holy and everything He does is right and good, so where did sin come from? The Bible tells us sin began long ago, even before Adam disobeyed in the Garden of Eden.



96-P1 NKJV



96-P1 ESV

DISPLAY: “Angels” section from poster 96-P1.

Long before God created the earth, He created countless beautiful angels in Heaven. Each angel had a job to do. All the angels loved their creator and worshiped and served Him. One angel was more beautiful than all the rest. His name was Lucifer, a name meaning “shining one” or “morning star” in the original language.

READ: Ezekiel 28:13–15a.

ACTIVITY: Spread out the craft jewels on the table or floor in front of you. Or give a handful of jewels to each student. Discuss the names of the various jewel colors (e.g., ruby, emerald, topaz, sapphire).

ASK: What did Lucifer look like from God’s perspective? *Perfect in beauty. Covered with every precious stone.*

DISPLAY: “Lucifer” section from poster 96-P1.

Can you imagine your body being covered in jewels? Lucifer was stunningly beautiful. (Collect the jewels from the students.)



96-P1 NKJV



96-P1 ESV

READ: Ezekiel 28:14. **ASK:** Where did Lucifer live? *Lucifer lived on the holy mountain of God, walking in the midst of fiery stones—or in the presence of God Himself.*

Lucifer stood before God’s holiness in God’s presence and bore witness to God’s holiness to other angels. So, he had beauty, wisdom, honor, respect, and importance. Lucifer was an amazing angel, but he was not as great as God. Lucifer wasn’t all-powerful, all-knowing, and present everywhere like God is.

II. The Origin of Sin

READ: Ezekiel 28:15b, 17a.

ASK: What happened to Lucifer? *He became proud because of his great beauty and importance.*

Lucifer became proud of his exceeding beauty and wisdom. The more Lucifer thought about how wonderful, wise, and beautiful he was, the more proud of himself he became. Soon Lucifer believe he was greater and more powerful than God and that the other angels and all creation should worship him instead of God.

DISPLAY: Move “Lucifer” poster section above “God” poster section.

READ: Isaiah 14:13, 14.

ASK: How did Lucifer start each of his five statements? *"I will."*

Lucifer said, *"I will go to the highest heaven. I will make myself a throne above God! I will rule over all! I will be higher than the clouds. I will be like the Most High God!"* Lucifer sinned against God by being proud and thinking he was greater than God. His pride became the first sin among God's created beings.

III. God's Punishment of Sin

ASK: What do you think God thought about Lucifer's sin?

God hates sin because sin violates His holiness. Lucifer's pride and selfishness violated God's holiness. Only God, not Lucifer or any other created being, deserves to be ruler over all. Only God is worthy of worship.

READ: Ezekiel 28:16.

ASK: How did God punish Lucifer's sin? *God cast him out of Heaven.*

DISPLAY: Remove "Lucifer" poster section.

God is completely perfect and pure. Heaven is perfect and pure. And all the angels God created were holy and pure before Lucifer sinned.

ACTIVITY: Show a clear glass of water. Drip one drop of red food coloring into the glass. Do not stir or shake it. Let the red color slowly bleed into the water as the students watch.

ASK: What happened to the clean, pure water when I put the red coloring in? *The red dye spread into the rest of the water and colored all the water red.*

The water is no longer clean because of the red coloring. When Lucifer sinned, he was no longer holy and pure. Sin affected his entire being so that everything he thought and did was sinful.

ASK: Why did God have to cast Lucifer out of Heaven? *God can't let sinners stand in His presence.*

God could not permit Lucifer to live in Heaven any longer, just like light cannot exist with darkness. God is light. God cast Lucifer out of Heaven.

Lucifer also lost his name. God no longer calls him "Morning Star." Now God calls him "Satan," meaning adversary, or "the devil," meaning one who talks bad about God and people.

DISPLAY: "Satan" section from poster 96-P1, separately (below other poster sections).



96-P1 NKJV 96-P1 ESV

What happened to Satan is not just a story. He is not a character in a cartoon with a pitchfork and red horns. He is very real. He is an angelic being, meaning he is a spirit without a body that we could see. The Bible says that Satan roams the earth like a hungry lion, looking for someone he can “devour” or trap in sin (1 Peter 5:8). Satan did not lose all his power when God cast him out of Heaven. As God’s enemy, Satan fights against everything that is right, good, pure, holy, or pleasing to God. He hates God and does not want anyone else to love, worship, or serve God.

IV. God’s Standard of Holiness

We must study the Bible so we can understand God’s holiness better. When we do, we will see just how unholy we are and how desperately we need a Savior. There are only a couple of people who have ever had a glimpse of God’s holiness. One of those men was Isaiah the prophet. Let’s take a moment to study his reaction to God’s holiness.

ACTIVITY: Students will narrate and act out the scene in Isaiah 6:1–5 as a dramatic or choral reading. You may want to place a chair in the middle of the room and drape a white sheet over it to represent God’s throne. Select four students to be narrators and position them behind the chair. Select several students to play the Seraphim and Cherubim and place them on either side of the chair. Select one student to be Isaiah and position him in front of the chair. Guide students to read their parts from their Bibles.

Narrator 1: (Read Isaiah 6:1.)

Narrator 2: (Read Isaiah 6:2 and 3a.)

Seraphim: “Holy, holy, holy is the LORD of hosts!”

Cherubim: (echo) “Holy, holy, holy is the LORD of hosts!”

Seraphim: “The whole earth is full of His glory!”

Cherubim: (echo) “The whole earth is full of His glory!”

Narrator 3: (Read Isaiah 6:4 with drama, and act out the shaking of an earthquake.)

Isaiah: (Reads Isaiah 6:5. Falls to his knees, shielding his eyes from the light.)



96-1

DISPLAY: Teaching picture 96-1.

Once Isaiah got a glimpse of God’s holiness, he said, “Woe is me!” or “How sad am I!” “I am undone” means “I am completely destroyed.” He could not stand before a holy God. Isaiah realized how completely impure

Conclusion

The other way we should respond to God's holiness is to be like Isaiah. Once we see how holy, perfect, and pure God is, we suddenly realize how sinful, wrong, and impure we are. We can never measure up to God's holiness.

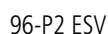
We all fall short of God's glory. We are helpless, hopeless, and desperate. As sinners, we cannot live in God's presence. And there is nothing we can do on our own to make ourselves holy and acceptable to God. That is why we so desperately need a Savior. That is why God had to reach down and save us. The holy God sent His holy Son, Jesus, to give His perfect, holy life in exchange for our sin. Jesus shed His holy blood to wash away the sin that separates us from God so that we might be pure and blameless in God's sight. Amazing! If you have never confessed to God your sin and your need for a Savior, you can do that today. You can put your hope and trust in the shed blood of Jesus Christ for the forgiveness of your sin. And you can know for sure that you are forgiven and promised a home in Heaven forever.

Gather

- Poster 96-P2.
- Scissors.
- Sticky tack.

1. Before class, cut out the jewels from poster 96-P2.
2. Display the pieces of poster 96-P2. Students look up 1 Timothy 1:17 in their Bibles.

ASK: Who is the King? *God.*



Not only is God the king, the rule-maker, and the master over everything, but He is also eternal. He has no beginning and no end. And God is immortal, meaning He cannot die. Furthermore, He does not have a body that keeps him in one place; He is an invisible spirit, the perfectly wise, all-knowing God.

ASK: According to the end of our verse, how should we respond to God? *By giving Him honor and glory forever.*

To give God glory is to give Him all the credit and praise for everything He does and is. It is to magnify Him by telling people who do not know Him just how great He is.

3. Distribute the verse segment jewels in random order. Using their Bibles, students should work together to put the jewels on the crown in the correct order. Once completed, read the verse together.
4. Repeat the activity as time allows.

Session Application

Review Activity—God Is Light

Gather

- Flashlight.
- Sentence strips.
- Sticky tack.
- Strong Kids Music, vol. 1.

Steps

1. Copy each of the review statements onto sentence strips. Do not include the answers. Using sticky tack, post the statements on the walls around the room.
 - To be holy means to be perfect and without sin. *True.*
 - God created only a hundred angels. *False. God created a countless number of angels.*
 - Lucifer's job was to stand before God and tell others about God's great holiness. *True.*
 - Lucifer became proud because of his beauty and wisdom. *True.*
 - Lucifer said, "I will submit to God and obey Him." *False. He said, "I will become like God!"*
 - God allows a little sin once in a while. *False. God cannot permit, or tolerate, any sin.*

- God cast Lucifer out of Heaven and changed his name to Satan. *True.*
- Satan wears a red suit, has horns, and carries a pitchfork. *False. Satan is a spirit and has no physical body.*
- Satan is powerful, but he is not all-powerful like God. *True.*
- When Isaiah saw God in Heaven, he said, "Wow, God, Heaven is really beautiful." *False. Isaiah said, "Woe is me!"*
- When Isaiah saw God in Heaven, he realized how sinful he was compared to God. *True.*
- God wants us to respect His holiness and turn to Him for salvation. *True.*

2. Hand the flashlight to one student.

3. Turn out the lights and have the student turn on the flashlight. Play a song from the music CD as the students pass the flashlight. Stop the music at random. The student holding the flashlight shines it on a sentence strip on the wall. The student reads the statement and declares if the statement is true or false. If the statement is false, the student may ask a classmate to reread the statement, changing the words so that it is true.



Teacher Tip

If your students are still learning to read, offer assistance or read the statements for them, if needed.



Student book pages 5 & 6



Take-home Paper Week 1

Student Book Activity

Gather

- Student book pages 5 and 6.
- Pencils.
- Scissors and glue sticks.

Steps

1. Distribute student book pages 5 and 6 to each student.
2. Guide students through the matching activity.
3. Complete as much of the student book activities as time allows. Send the page home for students to complete, if necessary.

Session Takeaways

PARENT CONNECT

Distribute the Strong Kids at Home take-home paper for week 1. Point out the activities and the students' opportunity to interact with their parents at the bottoms of pages 2 and 3.



Fall Quarter Overview

Give the Quarter Overview page included at the front of the Strong Kids take-home papers to each student's parents. For your convenience, the Quarter Overview is also available to download. Feel free to send it to the students' parents electronically.

Plan to order Strong Kids take-home papers every quarter. It provides a valuable connection between your classroom and the home.